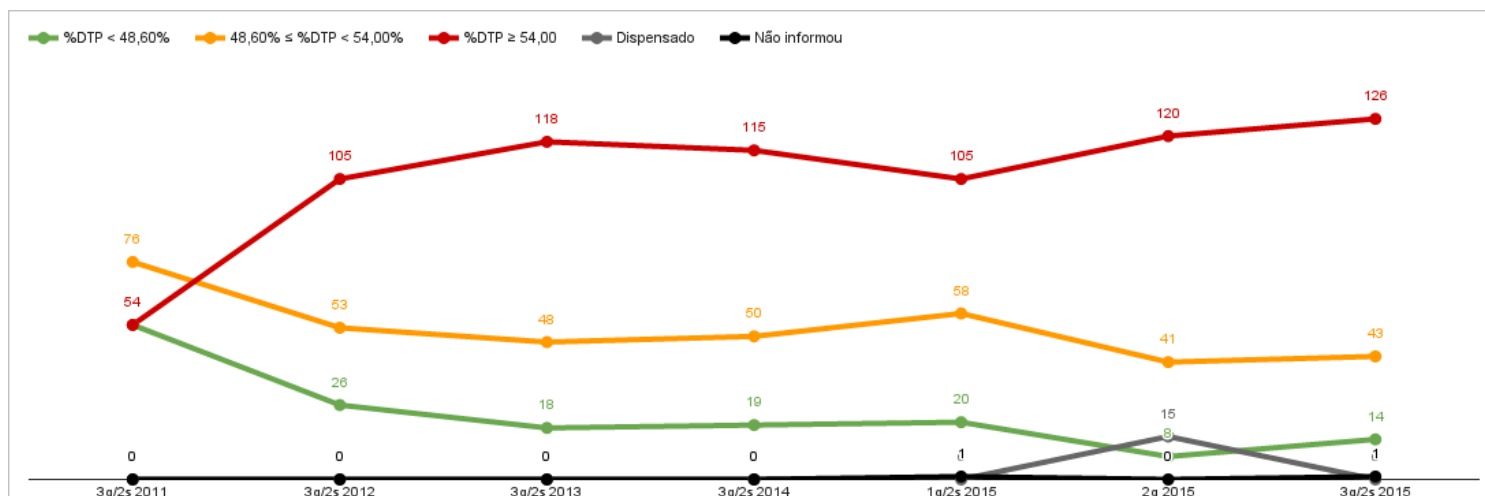


EVOLUÇÃO DA DESPESA TOTAL COM PESSOAL

EXERCÍCIOS 2011 a 2015

FONTE DE INFORMAÇÃO:

1. Exercícios de 2011 a 2014: Sistema de Coleta de Dados Contábeis dos Entes da Federação (SISTN).
2. Exercício de 2015: Sistema de Informações Contábeis e Fiscais do Setor Público Brasileiro (SICONFI). Consulta realizada em 10/03/2016.



| MUNICÍPIO | ITEM | 3q/2s 2011 | 3q/2s 2012 | 3q/2s 2013 | 3q/2s 2014 | 1q/2s 2015 | 2q 2015 | 3q/2s 2015 | Evolução %DTP |
|-----------------------|-------|---------------|---------------|----------------|----------------|----------------|----------------|----------------|---------------|
| Abreu e Lima | DTP | 40.745.756,97 | 49.126.500,31 | 57.080.316,95 | 63.059.656,41 | 66.466.418,92 | 70.838.109,11 | 73.628.362,16 | |
| | RCL | 84.516.634,14 | 96.772.122,91 | 111.096.133,19 | 120.022.299,80 | 122.080.521,76 | 123.397.206,21 | 121.182.121,86 | |
| | % DTP | 48,21 | 50,77 | 51,38 | 52,54 | 54,44 | 57,41 | 60,76 | |
| Afogados da Ingazeira | DTP | 19.879.789,11 | 22.787.619,80 | 24.852.332,01 | 28.404.128,02 | 28.315.052,14 | dispensado | 28.459.388,37 | |
| | RCL | 43.325.687,67 | 48.451.195,42 | 51.566.355,13 | 55.220.167,89 | 57.075.449,54 | dispensado | 58.918.879,41 | |
| | % DTP | 45,89 | 47,03 | 48,48 | 51,44 | 49,61 | dispensado | 48,30 | |
| Afrânio | DTP | 14.623.268,94 | 17.417.143,96 | 17.191.129,91 | 21.119.138,18 | 20.561.154,37 | 21.673.636,34 | 20.375.075,28 | |
| | RCL | 31.286.098,00 | 32.752.224,45 | 34.122.330,41 | 40.617.477,87 | 39.987.427,07 | 38.419.510,63 | 37.766.742,47 | |
| | % DTP | 46,74 | 55,94 | 53,05 | 52 | 51,42 | 56,41 | 53,95 | |
| Agrestina | DTP | 15.558.569,87 | 18.295.132,39 | 20.521.528,71 | 22.384.422,35 | 23.848.637,30 | 22.929.437,91 | 21.591.054,72 | |
| | RCL | 29.187.882,13 | 30.599.538,89 | 34.132.881,20 | 41.871.513,03 | 44.245.376,31 | 45.651.814,31 | 45.916.614,04 | |
| | % DTP | 53,3 | 59,79 | 60,12 | 53,46 | 53,9 | 50,23 | 47,02 | |
| Água Preta | DTP | 20.627.990,91 | 26.725.391,09 | 28.708.714,65 | 33.647.343,03 | 35.615.481,72 | 35.605.082,07 | 34.360.840,21 | |
| | RCL | 40.184.727,76 | 44.352.535,41 | 49.150.024,52 | 51.480.319,18 | 54.885.905,67 | 54.311.190,85 | 55.116.769,09 | |
| | % DTP | 51,53 | 60,42 | 58,93 | 65,36 | 64,89 | 65,56 | 63,41 | |
| Águas Belas | DTP | 24.413.922,84 | 26.202.796,07 | 27.807.055,97 | 32.144.378,69 | 32.759.976,70 | 34.511.632,40 | 36.004.370,43 | |
| | RCL | 46.615.550,06 | 50.356.908,23 | 54.903.775,62 | 60.082.272,56 | 62.151.268,43 | 61.322.282,11 | 61.752.316,95 | |
| | % DTP | 52,37 | 52,03 | 50,65 | 53,5 | 52,71 | 56,28 | 58,30 | |
| Alagoinha | DTP | 10.165.565,67 | 11.144.658,18 | 13.074.489,81 | 15.131.416,67 | 16.098.847,44 | 16.530.662,92 | 16.282.114,69 | |
| | RCL | 20.138.606,46 | 22.699.730,92 | 23.686.832,04 | 26.904.693,71 | 27.964.466,06 | 28.016.227,12 | 28.434.382,70 | |

| | | | | | | | | | |
|------------------------|-------|---------------|---------------|----------------|----------------|----------------|----------------|----------------|--|
| | % DTP | 50,48 | 49,01 | 55,74 | 56,24 | 57,57 | 59 | 57,26 | |
| Aliança | DTP | 25.672.860,99 | 27.498.117,94 | 27.383.217,18 | 36.808.644,56 | 38.577.469,13 | 37.803.435,31 | 36.650.951,21 | |
| | RCL | 43.721.900,93 | 45.047.280,09 | 55.879.968,73 | 54.408.429,63 | 55.600.032,15 | 54.277.607,22 | 54.189.032,58 | |
| | % DTP | 58,72 | 62,11 | 49 | 67,67 | 69,38 | 69,65 | 67,64 | |
| Altinho | DTP | 14.187.205,50 | 16.561.915,18 | 18.226.958,94 | 20.802.659,56 | 19.439.529,60 | 19.125.009,04 | 20.045.756,10 | |
| | RCL | 25.012.063,39 | 26.475.418,28 | 28.654.660,39 | 31.837.313,17 | 32.072.912,51 | 32.084.373,60 | 33.807.914,91 | |
| | % DTP | 56,72 | 62,56 | 63,61 | 65,34 | 60,61 | 59,61 | 59,29 | |
| Amaraji | DTP | 13.547.041,07 | 15.576.423,33 | 16.684.859,56 | 17.235.916,06 | 19.032.720,09 | 18.373.750,59 | 20.179.235,69 | |
| | RCL | 28.582.281,60 | 30.976.402,35 | 31.017.272,81 | 35.469.725,21 | 37.117.461,09 | 35.917.168,99 | 39.781.998,84 | |
| | % DTP | 47,4 | 50,28 | 53,79 | 48,59 | 51,28 | 51,16 | 50,72 | |
| Angelim | DTP | 7.607.898,44 | 9.112.348,68 | 9.438.822,48 | 9.279.747,32 | 10.860.704,61 | 10.453.940,41 | 10.280.642,97 | |
| | RCL | 15.703.234,74 | 17.716.829,13 | 18.750.366,30 | 21.229.577,79 | 21.577.105,39 | 21.603.127,96 | 21.170.651,96 | |
| | % DTP | 50,17 | 54,56 | 50,34 | 53,03 | 50,33 | 48,57 | 48,56 | |
| Araçoiaba | DTP | 9.748.711,83 | 13.722.365,78 | 16.240.411,94 | 18.253.544,33 | 18.958.622,90 | 19.235.387,18 | 19.050.460,64 | |
| | RCL | 22.256.909,77 | 23.272.593,37 | 26.551.016,39 | 30.270.121,73 | 31.553.791,76 | 32.337.458,48 | 33.017.905,56 | |
| | % DTP | 43,8 | 62,75 | 61,85 | 60,65 | 60,08 | 59,48 | 57,78 | |
| Araripina | DTP | 30.192.316,82 | 37.378.831,79 | 62.846.059,44 | 67.070.260,51 | 65.861.499,57 | 64.988.032,24 | 70.449.238,47 | |
| | RCL | 80.868.882,13 | 66.012.431,98 | 107.687.612,95 | 116.104.916,66 | 124.822.013,85 | 126.759.154,67 | 130.279.305,04 | |
| | % DTP | 43,61 | 56,62 | 58,36 | 57,77 | 52,76 | 51,27 | 54,08 | |
| Arcoverde | DTP | 32.849.554,95 | 38.240.513,51 | 46.562.813,57 | 51.836.451,73 | 53.875.748,11 | 51.578.182,98 | 51.888.022,54 | |
| | RCL | 69.650.342,76 | 79.106.491,72 | 89.438.748,16 | 102.894.772,60 | 104.070.810,01 | 104.103.626,87 | 104.697.049,85 | |
| | % DTP | 50,41 | 49,01 | 52,15 | 50,43 | 51,77 | 49,55 | 49,56 | |
| Barra de Guabiraba | DTP | 10.127.169,99 | 10.523.081,87 | 10.045.905,06 | 11.815.284,54 | 14.748.664,22 | 15.043.627,63 | 16.155.886,69 | |
| | RCL | 17.382.383,18 | 18.903.047,27 | 19.372.540,71 | 26.175.598,19 | 27.507.587,91 | 28.490.668,62 | 25.275.003,60 | |
| | % DTP | 58,26 | 55,67 | 51,86 | 45,14 | 53,62 | 52,8 | 64,49 | |
| Barreiros | DTP | 32.578.524,38 | 36.252.466,72 | 36.519.754,27 | 43.934.581,01 | 44.292.116,98 | 45.133.002,63 | 45.659.448,20 | |
| | RCL | 47.237.515,99 | 47.434.186,90 | 53.084.326,03 | 64.260.019,24 | 67.367.588,91 | 66.696.603,58 | 70.597.715,42 | |
| | % DTP | 68,97 | 76,43 | 71,83 | 70,54 | 65,75 | 67,68 | 72,30 | |
| Belém de Maria | DTP | 8.183.651,65 | 8.837.304,33 | 10.784.333,21 | 11.838.981,63 | 11.583.296,66 | 12.418.081,41 | 11.698.275,60 | |
| | RCL | 17.704.768,41 | 20.127.219,81 | 19.527.625,74 | 21.591.930,12 | 22.934.041,17 | 23.165.721,70 | 22.929.635,82 | |
| | % DTP | 46,63 | 43,91 | 55,23 | 54,83 | 50,51 | 53,61 | 51,02 | |
| Belém do São Francisco | DTP | 17.575.239,49 | 17.908.358,13 | 18.588.498,12 | 19.492.901,57 | 25.652.268,66 | 25.013.948,81 | 22.285.122,04 | |
| | RCL | 28.802.724,00 | 30.778.727,39 | 32.982.056,55 | 35.765.935,56 | 36.748.854,70 | 37.420.631,12 | 37.276.425,78 | |
| | % DTP | 61,02 | 58,18 | 67,97 | 64,53 | 69,8 | 66,85 | 59,78 | |
| Belo Jardim | DTP | 53.463.639,36 | 58.192.060,46 | 67.363.521,95 | 71.511.207,18 | 73.729.359,01 | 76.874.093,44 | 76.734.256,89 | |
| | RCL | 89.474.959,90 | 96.892.985,01 | 103.370.796,19 | 119.733.861,67 | 121.513.290,31 | 119.004.805,04 | 121.487.731,65 | |
| | % DTP | 59,3 | 60,48 | 65,17 | 59,76 | 60,68 | 64,6 | 63,16 | |
| Betânia | DTP | 9.578.131,38 | 11.312.642,69 | 11.259.627,73 | 14.349.018,23 | 14.409.519,94 | 14.728.729,58 | 13.717.695,63 | |
| | RCL | 18.858.000,02 | 21.493.441,22 | 21.292.134,34 | 23.103.262,33 | 23.745.908,29 | 23.728.203,54 | 23.593.764,60 | |
| | % DTP | 50,8 | 52,64 | 52,88 | 62,13 | 60,68 | 62,07 | 58,18 | |
| Bezerros | DTP | 30.390.297,50 | 34.158.405,53 | 40.182.211,53 | 48.146.416,51 | 48.452.703,22 | 46.922.265,74 | 48.220.144,64 | |
| | RCL | 57.230.945,41 | 60.363.039,40 | 74.261.338,41 | 82.726.551,77 | 85.738.883,97 | 85.601.990,00 | 90.475.510,42 | |
| | % DTP | 53,44 | 56,82 | 55,08 | 59,27 | 56,82 | 55,12 | 54,23 | |
| Bodocó | DTP | 21.034.149,88 | 21.069.921,96 | 25.654.875,26 | 28.864.869,50 | 30.803.686,00 | dispensado | 33.007.784,67 | |
| | RCL | 46.790.982,00 | 50.381.282,98 | 51.287.605,94 | 55.849.701,35 | 57.818.923,65 | dispensado | 59.027.587,50 | |
| | % DTP | 44,95 | 44,28 | 50,08 | 51,68 | 53,28 | dispensado | 56,06 | |
| | DTP | 27.011.024,78 | 32.488.435,50 | 38.175.270,99 | 37.245.777,63 | 38.049.828,20 | 39.382.978,52 | 37.930.643,51 | |

| | | | | | | | | | |
|-------------------------|-------|----------------|----------------|----------------|----------------|----------------|----------------|----------------|--|
| Bom Conselho | RCL | 49.244.932,36 | 55.077.691,51 | 57.582.740,73 | 62.490.727,41 | 65.795.616,81 | 65.741.233,27 | 71.580.549,30 | |
| | % DTP | 55,08 | 58,99 | 66,71 | 62,85 | 60,84 | 62,92 | 55,33 | |
| Bom Jardim | DTP | 20.262.918,06 | 22.497.802,06 | 26.226.272,52 | 29.042.684,19 | 31.244.503,45 | 32.865.945,09 | 33.558.396,94 | |
| | RCL | 42.131.429,72 | 44.399.858,58 | 46.472.917,43 | 50.394.540,96 | 53.951.538,16 | 55.245.206,38 | 55.372.622,78 | |
| Bonito | % DTP | 48,09 | 50,67 | 56,44 | 57,63 | 57,91 | 59,49 | 60,62 | |
| | DTP | 25.009.365,89 | 28.077.020,57 | 30.875.260,51 | 31.451.920,34 | 32.102.460,35 | 32.725.264,64 | 33.621.095,12 | |
| Brejão | RCL | 46.795.580,70 | 49.487.923,07 | 54.101.962,53 | 58.873.957,59 | 61.787.398,79 | 62.207.791,80 | 62.589.634,72 | |
| | % DTP | 53,44 | 56,74 | 57,07 | 53,42 | 51,96 | 52,61 | 53,72 | |
| Brejinho | DTP | 8.057.245,00 | 8.777.919,75 | 9.575.309,65 | 12.562.988,99 | 13.893.063,46 | 17.515.304,78 | 12.679.395,71 | |
| | RCL | 15.135.384,53 | 15.758.439,96 | 18.767.874,25 | 20.104.233,57 | 21.054.977,75 | 26.474.390,64 | 20.592.586,53 | |
| Brejo da Madre de Deus | % DTP | 53,23 | 55,7 | 53,56 | 65,52 | 65,98 | 66,16 | 65,00 | |
| | DTP | 5.438.448,89 | 6.532.567,14 | 5.339.475,24 | 9.360.987,74 | 8.647.919,09 | dispensado | 8.801.792,28 | |
| Buenos Aires | RCL | 13.316.862,16 | 13.909.224,45 | 14.521.568,53 | 17.295.861,03 | 17.499.012,38 | dispensado | 17.842.421,16 | |
| | % DTP | 40,84 | 46,97 | 36,77 | 54,12 | 49,42 | dispensado | 49,33 | |
| Buíque | DTP | 27.979.844,86 | 33.552.865,41 | 36.405.387,85 | 38.654.993,27 | 47.429.041,28 | 49.202.886,09 | 54.154.314,34 | |
| | RCL | 53.682.822,75 | 56.053.788,53 | 60.791.721,87 | 61.349.778,87 | 68.316.634,51 | 82.105.981,46 | 93.647.437,37 | |
| Cabo de Santo Agostinho | % DTP | 52,12 | 59,86 | 60,02 | 69,69 | 69,43 | 59,93 | 57,88 | |
| | DTP | 8.427.490,64 | 9.373.693,35 | 9.845.333,67 | 11.152.025,83 | 11.368.513,77 | 11.830.989,61 | 12.132.593,82 | |
| Cabrobó | RCL | 15.954.741,35 | 17.518.747,06 | 19.362.301,25 | 21.466.670,30 | 22.343.578,43 | 22.417.903,43 | 22.526.691,34 | |
| | % DTP | 52,82 | 53,51 | 50,85 | 51,95 | 50,88 | 52,77 | 53,86 | |
| Cachoeirinha | DTP | 28.797.539,65 | 27.290.130,34 | 29.987.928,76 | 32.013.441,06 | 32.931.352,53 | 35.196.502,59 | 36.433.668,03 | |
| | RCL | 54.660.311,16 | 57.352.555,46 | 63.517.145,82 | 69.132.987,07 | 72.305.419,48 | 72.033.618,39 | 73.424.007,54 | |
| Caetés | % DTP | 52,68 | 47,58 | 47,21 | 46,31 | 45,54 | 48,86 | 49,62 | |
| | DTP | 183.442.831,80 | 224.941.077,72 | 223.605.079,12 | 254.283.429,61 | 265.372.743,73 | 275.632.673,94 | 279.761.476,17 | |
| Calçado | RCL | 427.607.186,93 | 427.422.903,31 | 462.555.842,55 | 509.504.935,18 | 525.692.729,25 | 519.137.498,93 | 515.442.483,43 | |
| | % DTP | 42,91 | 52,63 | 48,34 | 49,91 | 50,48 | 53,09 | 54,33 | |
| Camocim de São Félix | DTP | 22.258.827,25 | 25.233.751,95 | 29.175.914,82 | 32.749.169,43 | 33.985.304,67 | 34.854.897,39 | 35.475.391,35 | |
| | RCL | 39.294.267,00 | 45.960.910,30 | 54.049.302,15 | 57.104.198,92 | 57.462.326,91 | 54.830.117,53 | 55.915.002,15 | |
| Camaragibe | % DTP | 56,65 | 56,75 | 53,98 | 57,36 | 59,14 | 63,57 | 63,45 | |
| | DTP | 11.116.000,22 | 11.934.541,30 | 14.729.539,82 | 14.782.081,72 | 15.487.087,30 | 16.441.037,92 | 16.844.114,67 | |
| Camocim de São Félix | RCL | 22.227.859,15 | 23.559.417,82 | 26.600.929,73 | 29.253.352,55 | 33.857.805,06 | 33.753.243,17 | 34.835.113,08 | |
| | % DTP | 50,63 | 51,3 | 56,26 | 51,24 | 45,74 | 48,71 | 49,17 | |
| Carmópolis | DTP | 16.094.169,90 | 16.414.530,39 | 22.972.568,79 | 23.386.180,08 | 23.231.508,00 | 24.231.326,97 | 25.217.537,14 | |
| | RCL | 33.366.636,98 | 36.462.693,02 | 38.404.602,91 | 42.523.367,31 | 45.065.517,03 | 45.173.227,17 | 46.614.298,37 | |
| Caruaru | % DTP | 48,23 | 45,02 | 59,82 | 55 | 51,55 | 53,64 | 54,10 | |
| | DTP | 7.222.849,99 | 8.474.763,48 | 9.016.210,90 | 10.006.804,13 | 12.330.176,30 | 13.071.718,12 | 11.744.021,30 | |
| Caruaru | RCL | 16.326.027,87 | 17.640.771,72 | 18.575.279,37 | 24.193.158,19 | 25.228.862,87 | 25.271.633,72 | 22.452.561,12 | |
| | % DTP | 44,53 | 49,06 | 48,54 | 41,89 | 48,87 | 52,89 | 52,31 | |
| Caruaru | DTP | 6.583.898,40 | 6.617.246,47 | 6.748.154,47 | 6.453.670,66 | 6.763.019,32 | 6.984.774,77 | 4.409.139,43 | |
| | RCL | 12.115.823,19 | 12.468.183,67 | 12.500.005,08 | 13.415.545,23 | 13.810.740,01 | 14.097.153,87 | 13.439.322,89 | |
| Caruaru | % DTP | 56,81 | 57,39 | 54,22 | 48,95 | 48,97 | 49,55 | 42,05 | |
| | DTP | 74.768.503,94 | 83.932.631,41 | 88.696.962,11 | 100.674.403,38 | 105.148.834,05 | 108.698.169,12 | 103.390.032,77 | |
| Caruaru | RCL | 159.727.070,07 | 174.446.979,08 | 171.217.482,95 | 197.132.095,64 | 203.925.430,49 | 202.915.702,10 | 203.238.034,72 | |
| | % DTP | 46,81 | 48,37 | 52,02 | 51,08 | 51,57 | 53,58 | 50,92 | |
| Caruaru | DTP | 9.822.454,41 | 12.309.295,00 | 14.689.206,68 | 17.443.316,41 | 18.537.974,03 | 18.709.360,85 | 18.280.855,89 | |
| | RCL | 22.554.616,62 | 24.503.612,88 | 26.365.526,36 | 29.993.698,47 | 31.066.635,14 | 33.078.075,56 | 33.944.887,63 | |
| Caruaru | % DTP | 43,55 | 50,38 | 55,71 | 58,16 | 59,67 | 56,56 | 53,86 | |

| | | | | | | | | | |
|----------------------|-------|----------------|----------------|----------------|----------------|----------------|----------------|----------------|--|
| Camutanga | DTP | 9.170.392,78 | 10.404.237,62 | 11.012.493,13 | 11.325.401,29 | 12.016.568,96 | dispensado | 13.472.161,55 | |
| | RCL | 18.232.014,64 | 19.757.164,33 | 20.845.845,72 | 22.272.099,04 | 22.758.627,50 | dispensado | 23.721.842,66 | |
| | % DTP | 50,3 | 52,66 | 52,83 | 51,8 | 52,8 | dispensado | 56,79 | |
| Canhotinho | DTP | 16.221.059,22 | 19.216.594,45 | 18.136.438,63 | 20.391.932,92 | 21.032.736,30 | 21.981.063,99 | 21.052.501,30 | |
| | RCL | 28.817.995,74 | 30.649.096,32 | 34.064.311,63 | 38.529.631,48 | 39.533.806,34 | 39.210.920,83 | 41.238.057,77 | |
| | % DTP | 56,57 | 65,49 | 53,24 | 54,29 | 53,2 | 56,06 | 51,05 | |
| Capoeiras | DTP | 14.975.617,74 | 17.552.565,86 | 19.419.771,68 | 18.574.826,21 | 19.720.283,13 | 20.342.947,48 | 19.757.735,86 | |
| | RCL | 27.250.515,29 | 27.728.013,94 | 30.151.759,27 | 44.292.967,87 | 47.645.127,72 | 47.695.213,80 | 35.679.851,75 | |
| | % DTP | 54,94 | 63,3 | 64,41 | 41,94 | 41,39 | 42,65 | 55,38 | |
| Carnaíba | DTP | 13.890.607,84 | 16.343.359,03 | 16.801.189,23 | 21.699.320,96 | 20.729.904,89 | 21.420.629,18 | 22.689.538,40 | |
| | RCL | 27.726.620,51 | 31.039.649,90 | 32.204.984,97 | 36.139.791,54 | 36.816.394,46 | 36.302.748,80 | 34.981.048,65 | |
| | % DTP | 50,1 | 52,65 | 52,17 | 60,17 | 56,31 | 59,01 | 64,86 | |
| Carnaubeira da Penha | DTP | 8.376.600,92 | 6.973.312,44 | 9.158.419,46 | 11.165.428,71 | 11.883.181,31 | 12.846.158,53 | 12.986.345,41 | |
| | RCL | 18.027.089,86 | 17.217.711,87 | 18.187.674,03 | 20.642.616,86 | 21.228.402,58 | 21.446.151,10 | 21.616.012,30 | |
| | % DTP | 46,47 | 44,13 | 55,15 | 55,33 | 55,98 | 59,9 | 61,29 | |
| Carpina | DTP | 36.061.894,69 | 42.031.089,39 | 53.263.351,06 | 62.263.821,44 | 64.154.186,78 | 64.330.327,37 | 63.868.095,55 | |
| | RCL | 67.438.005,36 | 74.171.684,73 | 83.861.946,68 | 94.168.638,70 | 98.479.987,52 | 100.682.115,41 | 102.124.575,91 | |
| | % DTP | 53,47 | 56,67 | 63,51 | 66,49 | 65,14 | 63,89 | 62,54 | |
| Caruaru | DTP | 158.737.200,97 | 236.162.542,90 | 161.344.062,94 | 252.890.359,05 | 261.161.452,48 | 266.374.153,46 | 269.705.914,68 | |
| | RCL | 349.480.709,26 | 395.342.256,16 | 392.003.786,33 | 468.106.065,09 | 477.124.084,62 | 483.880.780,49 | 491.414.104,54 | |
| | % DTP | 47,03 | 61,01 | 54,09 | 56,26 | 54,76 | 55,07 | 55,01 | |
| Casinhas | DTP | 10.805.254,00 | 13.292.107,00 | 15.190.210,33 | 15.531.422,10 | 15.273.716,00 | 15.598.261,95 | 15.763.479,60 | |
| | RCL | 24.458.775,01 | 24.666.056,86 | 24.341.484,47 | 28.401.062,43 | 30.239.168,72 | 28.716.634,15 | 28.213.775,23 | |
| | % DTP | 44,18 | 53,89 | 62,41 | 54,73 | 50,51 | 54,32 | 55,98 | |
| Catende | DTP | 27.588.899,97 | 32.557.226,42 | 30.413.659,72 | 30.435.167,79 | 30.905.210,52 | 30.075.578,59 | 29.265.539,94 | |
| | RCL | 42.397.682,59 | 45.478.583,68 | 49.501.188,12 | 53.627.020,72 | 57.237.716,78 | 57.849.732,19 | 58.662.834,29 | |
| | % DTP | 65,24 | 71,6 | 61,45 | 56,75 | 53,99 | 51,99 | 49,90 | |
| Cedro | DTP | 7.470.020,24 | 7.081.545,78 | 10.227.348,97 | 10.676.259,28 | 11.006.896,33 | 12.481.830,08 | 9.940.813,64 | |
| | RCL | 17.755.780,75 | 19.257.930,10 | 21.563.191,34 | 23.665.424,89 | 23.543.121,05 | 25.045.528,47 | 25.378.450,37 | |
| | % DTP | 42,07 | 36,77 | 47,43 | 45,11 | 46,75 | 49,84 | 39,17 | |
| Chã de Alegria | DTP | 9.639.668,22 | 11.059.977,39 | 12.568.562,44 | 13.259.351,81 | 13.878.181,26 | 14.620.210,47 | 14.955.570,15 | |
| | RCL | 18.123.273,72 | 19.209.246,61 | 20.761.154,43 | 22.897.078,36 | 23.789.344,24 | 23.902.785,22 | 23.757.937,61 | |
| | % DTP | 53,19 | 57,58 | 60,54 | 57,91 | 58,34 | 61,17 | 62,95 | |
| Chã Grande | DTP | 16.560.307,52 | 18.245.015,57 | 23.574.044,41 | 23.524.564,62 | 23.162.247,03 | 23.743.440,80 | 23.890.891,54 | |
| | RCL | 32.545.820,59 | 33.995.069,05 | 36.286.020,10 | 38.799.505,38 | 39.493.311,66 | 39.258.923,04 | 39.092.823,26 | |
| | % DTP | 50,88 | 53,67 | 64,97 | 60,63 | 58,65 | 60,48 | 61,11 | |
| Condado | DTP | 16.562.027,75 | 22.575.107,42 | 22.860.502,90 | 22.969.145,41 | 22.607.326,99 | 23.180.657,30 | 23.472.039,38 | |
| | RCL | 29.012.794,92 | 30.858.594,33 | 33.922.016,27 | 38.156.003,29 | 38.954.972,96 | 38.876.904,30 | 39.010.719,03 | |
| | % DTP | 57,09 | 73,16 | 67,39 | 60,2 | 58,03 | 59,63 | 60,17 | |
| Correntes | DTP | 12.446.320,18 | 14.903.336,75 | 14.844.556,37 | 15.665.326,93 | 18.812.921,30 | 19.928.679,42 | 19.906.787,14 | |
| | RCL | 23.444.924,77 | 25.044.674,44 | 27.284.793,34 | 31.314.885,14 | 33.144.285,42 | 31.429.856,12 | 32.016.904,89 | |
| | % DTP | 53,09 | 59,51 | 54,41 | 56,75 | 56,76 | 64,14 | 62,18 | |
| Cortês | DTP | 13.453.648,92 | 12.001.490,03 | 13.804.859,42 | 15.623.902,03 | 17.996.822,45 | 16.397.456,66 | 16.432.055,43 | |
| | RCL | 24.142.917,31 | 26.500.842,09 | 34.264.181,26 | 34.431.858,07 | 34.730.383,15 | 34.706.012,28 | 33.066.658,04 | |
| | % DTP | 55,73 | 45,29 | 40,64 | 45,38 | 51,82 | 47,25 | 49,69 | |
| Cumaru | DTP | 11.901.655,64 | 15.443.526,68 | 14.851.237,01 | 15.152.985,24 | 14.939.723,86 | 15.295.332,69 | 16.979.618,53 | |
| | RCL | 22.825.559,48 | 24.111.087,52 | 26.106.890,08 | 26.252.600,79 | 26.671.413,58 | 26.738.764,06 | 26.848.976,50 | |

| | | | | | | | | | |
|-----------------|-------|----------------|----------------|----------------|----------------|----------------|----------------|----------------|--|
| | % DTP | 52,14 | 64,05 | 56,89 | 57,72 | 56,01 | 57,2 | 63,24 | |
| Cupira | DTP | 22.064.939,61 | 708.682,35 | 25.438.144,23 | 28.038.536,17 | 26.532.107,21 | 28.101.818,25 | 31.143.365,54 | |
| | RCL | 28.618.782,91 | 30.156.622,55 | 32.518.505,55 | 36.607.141,15 | 38.203.036,09 | 38.836.122,52 | 38.471.394,15 | |
| | % DTP | 77,1 | 89,42 | 78,23 | 76,59 | 69,45 | 72,36 | 80,95 | |
| Custódia | DTP | 24.954.084,00 | 28.587.279,96 | 37.132.176,42 | 37.574.596,71 | 40.111.664,41 | 41.546.072,20 | 39.423.149,11 | |
| | RCL | 22.142.785,00 | 46.353.527,00 | 47.871.007,21 | 52.131.701,58 | 52.498.057,58 | 52.807.326,37 | 53.933.952,17 | |
| | % DTP | 112,7 | 65,14 | 77,57 | 72,08 | 76,43 | 78,69 | 73,10 | |
| Dormentes | DTP | 13.668.650,82 | 16.632.564,03 | 16.623.279,30 | 18.103.735,30 | 17.560.799,04 | 18.008.174,90 | 17.366.362,54 | |
| | RCL | 24.959.713,00 | 28.145.765,90 | 28.061.236,71 | 33.662.878,74 | 34.718.423,16 | 33.938.076,56 | 33.493.124,12 | |
| | % DTP | 54,77 | 59,09 | 59,24 | 53,78 | 50,58 | 53,06 | 51,85 | |
| Escada | DTP | 38.861.870,34 | 45.590.331,97 | 52.410.738,98 | 53.152.163,70 | 57.294.357,19 | 58.829.254,69 | 59.506.533,03 | |
| | RCL | 68.857.846,76 | 71.381.533,55 | 78.425.968,49 | 86.919.096,54 | 89.344.705,92 | 87.611.391,10 | 87.070.573,47 | |
| | % DTP | 56,44 | 63,87 | 66,83 | 61,15 | 64,13 | 67,15 | 68,39 | |
| Exu | DTP | 21.255.706,91 | 23.242.457,16 | 27.679.252,42 | 30.697.230,38 | 33.146.843,16 | 34.132.886,06 | 31.972.919,54 | |
| | RCL | 38.712.394,92 | 42.013.034,40 | 45.865.562,57 | 50.380.185,90 | 51.426.806,80 | 51.815.873,09 | 52.401.607,24 | |
| | % DTP | 55,34 | 58,03 | 63,14 | 64,12 | 64,45 | 65,87 | 66,57 | |
| Feira Nova | DTP | 12.874.929,07 | 13.805.000,66 | 16.456.754,01 | 18.010.313,03 | 19.123.483,10 | 19.233.551,04 | 19.803.412,87 | |
| | RCL | 24.749.622,14 | 25.716.550,19 | 28.125.829,97 | 31.947.284,04 | 33.068.117,33 | 33.970.426,39 | 34.258.441,70 | |
| | % DTP | 52,02 | 53,68 | 58,51 | 56,38 | 57,83 | 56,62 | 57,81 | |
| Ferreiros | DTP | 7.385.004,52 | 9.739.994,87 | 9.974.909,94 | 13.090.611,32 | 13.665.550,76 | 14.102.528,27 | 14.099.557,87 | |
| | RCL | 15.709.243,74 | 18.111.296,44 | 18.428.403,28 | 21.213.894,30 | 21.823.234,31 | 21.542.122,00 | 21.321.920,67 | |
| | % DTP | 48,02 | 53,78 | 54,13 | 62,27 | 62,62 | 65,46 | 66,13 | |
| Flores | DTP | 13.315.607,99 | 14.620.190,41 | 16.931.445,82 | 16.800.368,10 | 17.135.102,23 | 17.302.473,32 | 17.778.878,93 | |
| | RCL | 29.563.560,50 | 31.611.881,78 | 31.452.497,76 | 34.680.124,46 | 35.906.729,81 | 36.753.238,84 | 36.964.881,02 | |
| | % DTP | 45,04 | 46,83 | 53,83 | 48,45 | 47,72 | 47,08 | 48,10 | |
| Floresta | DTP | 24.796.950,57 | 31.196.147,72 | 30.129.885,36 | 33.823.496,55 | 33.965.246,40 | 35.073.626,24 | 36.195.393,17 | |
| | RCL | 52.618.432,77 | 55.810.951,03 | 57.881.712,15 | 62.912.717,11 | 65.719.693,32 | 65.377.056,97 | 65.597.011,47 | |
| | % DTP | 47,13 | 55,9 | 52,05 | 54,1 | 51,69 | 53,66 | 55,18 | |
| Frei Miguelinho | DTP | 9.525.215,09 | 11.089.851,94 | 11.263.508,26 | 11.897.285,60 | 12.790.044,83 | 12.746.209,57 | 13.154.598,93 | |
| | RCL | 18.561.518,12 | 19.335.712,64 | 21.035.229,26 | 23.673.218,50 | 24.330.441,69 | 24.716.479,24 | 24.723.312,70 | |
| | % DTP | 51,32 | 57,35 | 53,55 | 50,26 | 52,57 | 51,57 | 53,21 | |
| Gameleira | DTP | 15.526.130,70 | 15.813.646,17 | 26.253.834,34 | 29.887.662,98 | 24.228.973,77 | 24.865.806,40 | 24.024.236,04 | |
| | RCL | 29.703.199,27 | 31.439.597,19 | 33.056.088,07 | 36.029.339,13 | 37.171.316,36 | 37.927.457,93 | 39.574.223,40 | |
| | % DTP | 52,27 | 50,3 | 79,42 | 82,95 | 65,18 | 65,56 | 60,71 | |
| Garanhuns | DTP | 70.285.187,36 | 85.806.472,31 | 85.288.813,00 | 105.256.521,86 | 109.718.688,48 | 112.684.730,59 | 116.070.892,13 | |
| | RCL | 146.813.329,76 | 169.281.335,79 | 165.522.913,09 | 197.887.745,53 | 205.298.925,83 | 229.311.482,96 | 237.364.976,49 | |
| | % DTP | 47,87 | 50,69 | 51,53 | 53,19 | 53,44 | 49,14 | 48,90 | |
| Glória do Goitá | DTP | 14.538.372,17 | 17.647.865,53 | 19.446.668,53 | 25.682.816,51 | 24.881.219,01 | 25.573.914,36 | 26.323.106,41 | |
| | RCL | 29.979.389,15 | 33.842.995,23 | 33.924.454,66 | 38.154.073,22 | 39.239.975,62 | 39.914.976,36 | 40.272.464,25 | |
| | % DTP | 48,49 | 52,15 | 57,32 | 67,31 | 63,41 | 64,07 | 65,36 | |
| Goiana | DTP | 35.024.132,54 | 60.840.623,08 | 85.349.603,07 | 86.601.965,70 | 101.142.796,31 | 103.177.768,36 | 97.150.716,92 | |
| | RCL | 97.568.034,55 | 105.798.906,79 | 130.507.001,64 | 140.537.051,57 | 154.934.215,57 | 162.523.479,59 | 152.935.380,15 | |
| | % DTP | 53,21 | 58,98 | 65,45 | 64,19 | 65,28 | 63,67 | 63,86 | |
| Granito | DTP | 6.187.578,43 | 7.561.130,59 | 8.406.228,49 | 9.339.459,57 | 9.645.766,61 | 10.335.956,19 | 9.852.246,36 | |
| | RCL | 13.988.947,77 | 15.587.200,68 | 15.969.123,40 | 17.128.404,55 | 17.833.998,99 | 17.625.520,35 | 17.563.110,35 | |
| | % DTP | 44,23 | 48,54 | 52,64 | 54,53 | 54,09 | 58,64 | 56,12 | |
| | DTP | 48.375.918,09 | 57.665.771,59 | 69.336.045,74 | 77.921.984,41 | 80.460.788,66 | 76.515.754,24 | 76.208.658,27 | |

| | | | | | | | | | |
|-------------------|-------|----------------|----------------|----------------|----------------|----------------|----------------|----------------|--|
| Gravatá | RCL | 88.631.631,44 | 95.135.513,47 | 104.022.413,84 | 109.441.769,93 | 111.178.991,20 | 113.071.742,22 | 113.394.471,79 | |
| | % DTP | 55,03 | 63,42 | 66,65 | 71,2 | 72,37 | 67,67 | 67,21 | |
| | DTP | 17.039.457,91 | 20.550.582,21 | 21.611.007,19 | 22.461.723,93 | 22.950.143,31 | 24.916.681,79 | 24.178.236,27 | |
| Iati | RCL | 30.621.192,48 | 31.685.350,83 | 33.537.267,20 | 36.665.863,00 | 38.739.522,61 | 38.615.465,05 | 39.728.585,49 | |
| | % DTP | 55,65 | 64,86 | 64,44 | 61,26 | 59,24 | 64,53 | 60,86 | |
| | DTP | 16.670.392,24 | 20.251.158,81 | 22.580.052,51 | 23.129.031,73 | 24.572.048,11 | 25.939.509,77 | 25.179.445,03 | |
| Ibimirim | RCL | 32.915.384,18 | 34.962.776,64 | 38.908.055,56 | 42.782.598,42 | 41.532.521,00 | 42.446.155,35 | 42.351.336,96 | |
| | % DTP | 50,65 | 57,94 | 63,82 | 54,06 | 59,16 | 61,11 | 61,56 | |
| | DTP | 6.729.410,91 | 7.430.522,69 | 7.158.505,36 | 8.883.201,29 | 8.175.131,36 | 9.721.979,78 | 8.960.004,70 | |
| Ibirajuba | RCL | 12.802.140,99 | 13.680.588,97 | 14.079.312,34 | 15.913.981,45 | 15.763.341,01 | 15.691.696,60 | 15.879.473,60 | |
| | % DTP | 52,56 | 54,31 | 50,84 | 55,82 | 51,86 | 61,96 | 56,43 | |
| | DTP | 57.753.232,45 | 72.180.320,29 | 69.406.525,83 | 94.215.113,63 | 91.806.245,56 | 89.122.008,78 | 87.358.770,12 | |
| Igarassu | RCL | 110.060.575,00 | 126.079.506,89 | 129.517.405,97 | 158.014.669,20 | 166.805.533,39 | 170.461.337,99 | 166.541.477,87 | |
| | % DTP | 52,47 | 57,55 | 53,59 | 59,62 | 55,04 | 52,28 | 52,45 | |
| | DTP | 7.713.976,88 | 8.649.670,57 | 9.364.207,93 | 10.751.331,23 | 10.774.966,00 | dispensado | 10.768.993,35 | |
| Iguaracy | RCL | 15.356.064,23 | 16.165.277,83 | 17.406.815,40 | 19.922.783,65 | 20.820.634,65 | dispensado | 20.770.181,51 | |
| | % DTP | 50,23 | 53,51 | 53,8 | 53,97 | 51,75 | dispensado | 51,85 | |
| | DTP | 11.470.580,14 | 14.830.117,77 | 15.425.671,55 | 16.269.686,75 | 27.554.403,31 | 27.918.429,63 | 27.755.858,99 | |
| Ilha de Itamaracá | RCL | 22.679.004,65 | 24.559.307,73 | 26.919.177,82 | 30.640.107,84 | 45.051.783,69 | 46.013.475,86 | 45.566.226,14 | |
| | % DTP | 50,58 | 60,38 | 57,3 | 53,1 | 61,16 | 60,67 | 60,91 | |
| | DTP | 5.826.310,18 | 7.057.126,69 | 4.456.732,99 | 7.309.242,68 | 17.405.265,77 | 18.505.043,02 | 20.238.193,34 | |
| Inajá | RCL | 11.290.380,69 | 12.008.555,89 | 13.919.213,66 | 14.233.556,52 | 31.446.764,31 | 31.549.941,96 | 32.044.359,11 | |
| | % DTP | 51,6 | 58,77 | 32,02 | 51,35 | 55,35 | 58,65 | 63,16 | |
| | DTP | 125.528.276,53 | 139.092.447,55 | 189.529.874,98 | 215.876.182,13 | 6.174.404,97 | dispensado | 5.057.679,26 | |
| Ingazeira | RCL | 372.747.525,01 | 417.953.936,48 | 493.850.879,50 | 540.790.269,57 | 14.335.291,54 | dispensado | 14.462.421,80 | |
| | % DTP | 33,68 | 33,28 | 38,38 | 39,92 | 43,07 | dispensado | 34,97 | |
| | DTP | 19.243.056,99 | 20.835.517,03 | 22.993.666,03 | 27.513.029,20 | 227.765.665,94 | 235.782.612,61 | 257.429.402,99 | |
| Ipojuca | RCL | 42.852.006,00 | 44.885.188,90 | 42.583.017,56 | 48.083.689,97 | 576.482.035,42 | 577.303.471,23 | 612.154.284,13 | |
| | % DTP | 44,91 | 48,98 | 55,31 | 58,44 | 39,51 | 40,84 | 42,05 | |
| | DTP | 10.809.110,87 | 11.288.971,45 | 11.675.078,66 | 13.112.516,99 | 29.463.460,62 | 28.370.279,41 | 29.997.427,69 | |
| Ipubi | RCL | 20.457.561,77 | 23.596.676,38 | 23.167.915,55 | 23.811.072,26 | 49.590.501,65 | 49.201.804,12 | 49.421.117,36 | |
| | % DTP | 52,84 | 47,84 | 50,39 | 55,07 | 59,41 | 57,66 | 61,23 | |
| | DTP | 17.258.116,85 | 19.737.923,94 | 17.906.837,93 | 21.582.744,14 | 13.281.896,70 | 13.514.961,97 | 13.439.910,21 | |
| Itacuruba | RCL | 36.837.040,71 | 37.994.162,79 | 41.074.534,00 | 45.100.931,84 | 23.885.667,56 | 23.508.429,78 | 22.784.617,91 | |
| | % DTP | 46,85 | 51,95 | 43,6 | 47,85 | 55,61 | 57,49 | 58,99 | |
| | DTP | 14.699.803,00 | 13.705.648,41 | 16.781.491,13 | 26.419.036,36 | 22.495.643,80 | 23.399.179,39 | 22.522.452,99 | |
| Itaíba | RCL | 32.217.696,00 | 34.188.088,36 | 40.087.734,29 | 45.845.159,80 | 45.912.570,62 | 45.327.311,59 | 44.982.005,98 | |
| | % DTP | 45,63 | 40,09 | 41,86 | 57,63 | 49 | 51,62 | 50,07 | |
| | DTP | 20.563.742,51 | 22.784.552,42 | 28.957.234,97 | 35.287.917,12 | 36.642.452,49 | 35.934.064,95 | 35.110.923,91 | |
| Itambé | RCL | 38.593.220,40 | 42.687.154,52 | 44.819.207,02 | 51.581.568,97 | 52.709.703,50 | 52.053.113,84 | 51.516.450,48 | |
| | % DTP | 53,28 | 53,38 | 64,62 | 69,75 | 69,52 | 69,03 | 68,99 | |
| | DTP | 9.947.289,25 | 6.562.704,76 | 11.709.868,60 | 11.776.155,77 | 12.530.058,70 | dispensado | 12.471.319,84 | |
| Itapetim | RCL | 19.280.031,85 | 18.257.721,00 | 26.361.575,77 | 25.314.536,63 | 27.182.288,94 | dispensado | 27.164.745,23 | |
| | % DTP | 52,05 | 35,94 | 45,49 | 46,52 | 46,1 | dispensado | 45,91 | |
| | DTP | 23.805.609,06 | 28.744.101,76 | 30.077.219,19 | 40.001.049,60 | 43.002.322,13 | 41.365.259,27 | 41.205.183,45 | |
| Itapissuma | RCL | 44.338.988,64 | 48.212.538,04 | 51.719.130,63 | 57.477.558,22 | 60.541.480,17 | 63.194.287,45 | 58.737.150,39 | |
| | % DTP | 53,7 | 59,62 | 58,15 | 69,59 | 71,03 | 65,46 | 70,15 | |

| | | | | | | | | | |
|-------------------------|-------|----------------|----------------|----------------|----------------|----------------|----------------|----------------|--|
| Itaquitinga | DTP | 19.430.810,47 | 21.003.083,15 | 20.282.374,71 | 22.441.246,05 | 22.389.702,64 | 22.676.351,81 | 22.250.545,32 | |
| | RCL | 34.354.206,27 | 36.357.575,17 | 36.928.917,72 | 38.385.512,02 | 34.752.281,75 | 29.310.504,98 | 26.565.795,33 | |
| | % DTP | 56,56 | 57,77 | 54,92 | 58,72 | 64,43 | 77,37 | 91,41 | |
| Jaboatão dos Guararapes | DTP | 294.307.662,71 | 332.718.648,20 | 354.566.438,45 | 418.901.763,18 | 431.250.780,66 | 442.386.545,70 | 452.867.983,35 | |
| | RCL | 618.852.142,48 | 706.926.981,44 | 795.674.756,46 | 903.864.577,99 | 932.591.565,41 | 940.657.639,50 | 951.202.206,33 | |
| | % DTP | 47,89 | 47,29 | 44,63 | 46,47 | 46,24 | 47,03 | 47,63 | |
| Jaqueira | DTP | 10.676.148,68 | 10.511.507,64 | 14.601.532,44 | 15.913.510,14 | 16.278.862,52 | 15.730.626,94 | 14.844.361,32 | |
| | RCL | 18.592.239,30 | 19.646.440,51 | 24.062.277,20 | 26.941.557,72 | 28.401.236,65 | 29.602.603,99 | 30.047.363,98 | |
| | % DTP | 57,42 | 53,54 | 60,68 | 59,07 | 57,32 | 53,14 | 49,40 | |
| Jataúba | DTP | 14.010.964,71 | 16.850.954,76 | 15.671.535,63 | 15.145.608,61 | 15.543.390,46 | dispensado | 16.329.394,52 | |
| | RCL | 24.677.048,79 | 25.024.405,38 | 27.302.803,93 | 29.628.818,09 | 30.859.523,33 | dispensado | 30.816.505,52 | |
| | % DTP | 56,78 | 67,34 | 57,4 | 52,37 | 50,37 | dispensado | 56,45 | |
| Jatobá | DTP | 10.329.723,72 | 12.139.423,51 | 14.267.977,54 | 12.711.732,48 | 13.775.735,58 | 14.810.965,54 | 14.729.277,02 | |
| | RCL | 20.508.244,76 | 21.695.631,56 | 25.435.749,67 | 26.222.880,52 | 28.534.144,89 | 28.084.541,92 | 26.481.897,40 | |
| | % DTP | 50,37 | 55,95 | 56,09 | 48,48 | 48,28 | 52,74 | 55,62 | |
| João Alfredo | DTP | 21.529.844,58 | 23.687.320,41 | 24.138.424,37 | 25.121.331,91 | 26.951.799,78 | 28.588.027,14 | 28.386.856,58 | |
| | RCL | 35.888.684,89 | 37.042.111,63 | 40.928.656,64 | 46.563.268,45 | 48.391.843,46 | 47.436.108,49 | 47.830.790,61 | |
| | % DTP | 59,99 | 63,95 | 59,09 | 53,95 | 55,69 | 60,27 | 59,35 | |
| Joaquim Nabuco | DTP | 12.241.809,77 | 14.894.425,51 | 16.302.938,78 | 18.308.927,01 | 18.406.508,07 | 17.560.139,86 | 17.468.034,79 | |
| | RCL | 25.884.065,30 | 27.062.244,47 | 28.713.795,03 | 31.438.153,16 | 31.920.245,34 | 32.429.391,64 | 33.962.198,46 | |
| | % DTP | 47,84 | 56,46 | 56,78 | 58,24 | 57,66 | 54,15 | 51,46 | |
| Jucati | DTP | 8.687.258,95 | 10.636.867,64 | 11.316.919,38 | 12.483.418,80 | 12.534.978,46 | 12.874.338,29 | 13.276.330,34 | |
| | RCL | 17.704.856,35 | 19.052.857,09 | 20.230.602,26 | 22.733.383,05 | 23.736.624,40 | 24.049.620,76 | 24.288.039,23 | |
| | % DTP | 49,07 | 55,83 | 55,94 | 54,91 | 52,81 | 53,53 | 54,66 | |
| Jupi | DTP | 11.003.258,13 | 13.056.701,81 | 13.270.304,33 | 15.886.832,13 | 16.887.895,30 | dispensado | 16.681.777,71 | |
| | RCL | 21.355.111,65 | 22.716.082,63 | 27.088.814,87 | 30.624.210,63 | 31.674.111,97 | dispensado | 30.519.059,64 | |
| | % DTP | 51,53 | 57,48 | 49,68 | 52,49 | 53,32 | dispensado | 55,34 | |
| Jurema | DTP | 12.241.660,94 | 11.407.804,52 | 11.800.717,96 | 13.444.222,02 | 15.919.222,68 | 16.238.184,03 | 17.898.755,07 | |
| | RCL | 19.657.770,14 | 21.283.771,56 | 23.059.981,03 | 27.703.794,94 | 29.532.918,76 | 28.878.184,03 | 29.037.163,01 | |
| | % DTP | 60,22 | 53,6 | 51,17 | 48,53 | 53,9 | 56,23 | 61,85 | |
| Lagoa de Itaenga | DTP | 16.679.166,44 | 18.528.374,49 | 18.455.456,43 | 23.421.350,96 | 23.189.915,98 | 24.023.108,14 | 24.806.771,06 | |
| | RCL | 31.957.576,46 | 33.924.254,91 | 34.754.658,52 | 37.750.804,65 | 40.777.383,28 | 39.811.867,22 | 38.512.952,70 | |
| | % DTP | 52,19 | 54,62 | 53,1 | 62,04 | 56,87 | 60,34 | 64,41 | |
| Lagoa do Carro | DTP | 12.455.552,25 | 13.895.934,74 | 15.676.153,84 | 17.227.898,84 | 17.957.675,31 | 18.902.632,80 | 19.223.141,55 | |
| | RCL | 19.818.744,48 | 21.178.020,44 | 22.899.327,92 | 27.209.003,72 | 28.336.853,38 | 28.814.778,94 | 29.565.985,59 | |
| | % DTP | 62,85 | 65,61 | 68,46 | 63,32 | 63,37 | 65,6 | 65,02 | |
| Lagoa do Ouro | DTP | 10.344.327,15 | 12.516.043,38 | 13.950.402,49 | 15.413.560,72 | 15.381.395,56 | 13.589.387,44 | 16.159.984,08 | |
| | RCL | 20.874.671,68 | 22.146.745,30 | 24.331.404,59 | 26.691.731,22 | 27.448.028,30 | 27.027.970,77 | 27.463.413,06 | |
| | % DTP | 49,55 | 56,51 | 57,33 | 57,75 | 56,04 | 50,28 | 58,85 | |
| Lagoa dos Gatos | DTP | 11.175.315,47 | 12.406.478,34 | 13.202.793,49 | 13.990.176,20 | 15.204.083,92 | 15.323.189,04 | 16.635.425,11 | |
| | RCL | 20.877.912,50 | 22.529.826,72 | 24.945.456,60 | 26.706.268,09 | 27.594.909,08 | 27.433.289,14 | 26.934.163,26 | |
| | % DTP | 53,71 | 55,21 | 52,93 | 52,39 | 55,1 | 55,86 | 61,76 | |
| Lagoa Grande | DTP | 16.001.058,37 | 18.601.893,06 | 20.875.158,77 | 22.876.890,76 | 23.643.400,45 | 23.839.660,25 | 23.062.830,16 | |
| | RCL | 30.140.184,31 | 35.268.593,74 | 35.800.124,30 | 45.141.931,64 | 47.077.426,21 | 47.084.502,94 | 45.068.939,94 | |
| | % DTP | 53,09 | 54,06 | 58,31 | 50,72 | 50,22 | 50,63 | 51,20 | |
| Lajedo | DTP | 24.397.921,80 | 28.846.993,72 | 34.412.932,29 | 40.157.319,71 | 37.984.655,56 | 43.473.407,62 | 38.867.750,06 | |
| | RCL | 48.241.555,56 | 51.505.416,42 | 54.914.696,65 | 63.694.938,79 | 64.184.622,91 | 64.246.840,65 | 63.731.109,15 | |

| | | | | | | | | | |
|----------------|-------|----------------|----------------|----------------|----------------|----------------|----------------|----------------|--|
| | % DTP | 50,55 | 56,01 | 62,67 | 63,99 | 59,18 | 67,67 | 61,71 | |
| Limoeiro | DTP | 29.907.757,33 | 37.443.290,83 | 43.494.362,23 | 46.008.403,66 | 48.070.145,32 | 47.664.714,07 | 48.736.590,16 | |
| | RCL | 57.872.618,46 | 64.632.545,05 | 71.015.066,84 | 75.214.048,90 | 78.700.331,90 | 79.480.732,07 | 80.528.594,11 | |
| | % DTP | 51,68 | 57,93 | 61,25 | 61,17 | 61,08 | 59,97 | 60,52 | |
| Macaparana | DTP | 14.354.185,00 | 17.911.297,00 | 21.348.669,31 | 25.519.228,79 | 26.443.757,63 | 26.998.345,81 | 27.856.295,44 | |
| | RCL | 33.869.836,01 | 33.458.743,98 | 32.986.233,66 | 36.820.042,28 | 38.558.599,61 | 38.720.464,36 | 38.859.159,12 | |
| | % DTP | 42,38 | 53,53 | 64,72 | 69,31 | 68,58 | 69,73 | 71,69 | |
| Machados | DTP | 7.562.067,00 | 8.931.339,00 | 10.741.040,87 | 13.721.782,24 | 14.326.513,57 | 14.485.329,69 | 14.499.980,98 | |
| | RCL | 19.275.938,39 | 19.944.076,67 | 21.928.611,67 | 25.034.178,45 | 25.214.045,59 | 25.358.020,81 | 25.359.528,91 | |
| | % DTP | 39,23 | 44,78 | 49,02 | 54,81 | 56,82 | 57,12 | 57,18 | |
| Manari | DTP | 13.825.762,63 | 15.635.708,08 | 16.442.282,78 | 18.890.217,93 | 19.317.769,91 | 19.889.581,30 | 20.602.626,15 | |
| | RCL | 26.090.988,94 | 27.998.337,02 | 31.252.217,88 | 34.093.229,06 | 35.604.988,31 | 35.974.516,18 | 35.350.450,08 | |
| | % DTP | 52,99 | 55,85 | 52,61 | 55,41 | 54,26 | 55,29 | 58,28 | |
| Maraial | DTP | 11.110.757,58 | 10.189.178,79 | 14.523.682,24 | 14.014.064,65 | 14.429.473,82 | 15.283.232,57 | 16.028.262,14 | |
| | RCL | 19.251.405,82 | 18.787.009,99 | 19.819.078,66 | 23.230.460,93 | 23.786.150,91 | 23.988.223,01 | 22.684.356,37 | |
| | % DTP | 61,45 | 58,06 | 73,28 | 60,33 | 60,66 | 63,71 | 71,13 | |
| Mirandiba | DTP | 10.356.490,04 | 11.818.648,85 | 14.124.489,97 | 14.272.671,31 | 14.795.758,74 | 15.502.940,08 | 0,00 | |
| | RCL | 17.993.618,65 | 19.972.973,47 | 22.064.801,36 | 23.847.051,59 | 25.100.716,51 | 25.469.828,15 | 0,00 | |
| | % DTP | 57,58 | 59,17 | 64,02 | 60,11 | 58,95 | 60,87 | 0,00 | |
| Moreilândia | DTP | 10.461.948,06 | 12.049.259,71 | 14.333.913,31 | 15.602.886,62 | 15.172.684,42 | 14.161.292,20 | 13.057.168,01 | |
| | RCL | 19.150.806,00 | 20.112.993,53 | 19.972.489,37 | 21.739.658,84 | 22.979.052,94 | 23.332.241,37 | 23.911.743,34 | |
| | % DTP | 54,63 | 60,14 | 71,79 | 71,88 | 66,03 | 60,69 | 55,51 | |
| Moreno | DTP | 34.810.610,52 | 44.641.803,98 | 48.280.748,14 | 53.200.881,99 | 48.866.580,89 | 47.365.350,94 | 45.395.718,90 | |
| | RCL | 58.124.806,04 | 63.505.028,38 | 72.826.973,23 | 77.682.861,31 | 78.035.462,53 | 76.350.707,80 | 74.871.939,10 | |
| | % DTP | 59,89 | 70,3 | 66,47 | 68,48 | 62,62 | 62,04 | 60,79 | |
| Nazaré da Mata | DTP | 21.435.340,41 | 26.504.481,53 | 28.273.898,34 | 31.858.587,27 | 32.446.518,62 | 32.899.356,41 | 34.417.079,73 | |
| | RCL | 32.020.483,07 | 33.062.024,50 | 37.131.916,87 | 41.152.788,19 | 41.771.851,38 | 42.098.796,89 | 43.574.806,93 | |
| | % DTP | 66,94 | 80,17 | 76,14 | 77,42 | 77,68 | 78,15 | 78,98 | |
| Olinda | DTP | 175.306.410,31 | 208.108.495,24 | 227.672.889,88 | 249.246.910,01 | 261.299.203,66 | 263.182.854,07 | 262.543.774,80 | |
| | RCL | 368.667.626,66 | 418.068.308,38 | 444.035.587,18 | 471.894.697,16 | 484.964.611,92 | 489.385.104,22 | 496.817.524,93 | |
| | % DTP | 47,55 | 49,78 | 51,27 | 52,89 | 53,88 | 53,78 | 53,91 | |
| Orobó | DTP | 14.789.290,75 | 16.490.786,90 | 18.977.572,50 | 22.506.231,99 | 24.385.676,41 | 25.682.723,02 | 24.014.921,40 | |
| | RCL | 31.327.913,08 | 34.568.130,38 | 36.042.671,17 | 38.626.205,32 | 42.916.859,48 | 44.252.841,56 | 43.766.036,30 | |
| | % DTP | 47,62 | 47,71 | 52,65 | 58,27 | 56,82 | 58,04 | 54,87 | |
| Orocó | DTP | 11.308.880,58 | 12.426.147,40 | 14.942.305,58 | 17.507.580,20 | 17.556.661,11 | 16.557.368,21 | 18.303.327,61 | |
| | RCL | 18.671.795,00 | 21.689.834,75 | 22.543.657,09 | 24.626.763,13 | 27.512.634,20 | 26.586.955,10 | 27.666.272,63 | |
| | % DTP | 60,57 | 57,29 | 66,28 | 71,09 | 63,81 | 62,28 | 66,16 | |
| Ouricuri | DTP | 34.688.834,09 | 37.514.486,00 | 47.031.422,61 | 47.694.341,03 | 46.305.061,75 | 46.385.047,15 | 48.631.777,77 | |
| | RCL | 71.880.641,00 | 81.356.927,10 | 81.968.344,25 | 85.968.561,19 | 88.633.561,68 | 87.958.925,97 | 87.606.900,12 | |
| | % DTP | 48,26 | 47,55 | 60,57 | 60,1 | 52,24 | 52,73 | 59,22 | |
| Palmares | DTP | 40.969.721,34 | 46.140.772,67 | 56.013.286,31 | 62.911.448,63 | 64.742.059,49 | 68.199.940,35 | 64.249.126,67 | |
| | RCL | 82.882.744,65 | 93.169.345,02 | 101.856.834,11 | 106.308.538,76 | 106.974.615,88 | 105.398.864,33 | 105.405.038,97 | |
| | % DTP | 51,14 | 50,92 | 56,91 | 60,11 | 60,52 | 64,71 | 64,33 | |
| Palmeirina | DTP | 8.046.264,67 | 8.719.747,33 | 11.569.445,20 | 11.832.308,70 | 13.026.065,48 | 14.345.431,89 | 14.672.428,39 | |
| | RCL | 12.838.195,97 | 14.431.172,60 | 15.084.090,72 | 18.396.958,17 | 18.116.489,81 | 18.073.205,82 | 17.634.899,90 | |
| | % DTP | 63,55 | 60,42 | 76,7 | 64,32 | 71,9 | 79,37 | 83,20 | |
| | DTP | 20.199.684,95 | 22.898.307,45 | 24.912.279,26 | 27.058.587,42 | 27.164.333,43 | 29.249.574,49 | 30.209.463,86 | |

| | | | | | | | | | |
|-------------|-------|------------------|------------------|------------------|------------------|------------------|------------------|------------------|--|
| Panelas | RCL | 39.070.224,08 | 42.557.077,79 | 48.712.595,62 | 51.938.359,57 | 53.571.437,82 | 54.282.828,45 | 54.969.637,29 | |
| | % DTP | 51,7 | 53,81 | 51,14 | 52,1 | 50,71 | 53,88 | 54,96 | |
| Paranatama | DTP | 11.585.935,85 | 13.100.290,43 | 14.140.044,99 | 15.018.823,73 | 15.610.888,60 | 16.551.953,62 | 18.596.346,18 | |
| | RCL | 18.465.363,82 | 19.728.257,11 | 23.296.719,50 | 27.290.887,87 | 29.493.557,37 | 30.347.006,89 | 32.109.980,26 | |
| Parnamirim | % DTP | 62,74 | 66,43 | 60,7 | 55,03 | 52,93 | 54,54 | 57,92 | |
| | DTP | 14.810.916,64 | 19.159.901,62 | 20.862.739,05 | 24.451.608,73 | 24.407.229,00 | 23.877.656,30 | 23.792.995,40 | |
| Passira | RCL | 28.739.677,00 | 31.755.273,81 | 33.915.736,36 | 35.911.970,61 | 36.543.303,83 | 36.055.622,24 | 40.385.359,87 | |
| | % DTP | 51,53 | 60,34 | 61,53 | 70,45 | 66,79 | 66,22 | 61,08 | |
| Paudalho | DTP | 17.364.254,85 | 19.536.053,00 | 22.629.554,78 | 26.380.043,88 | 26.798.383,03 | 27.857.670,85 | 27.780.738,27 | |
| | RCL | 35.690.200,70 | 36.264.060,00 | 37.990.821,84 | 40.358.113,10 | 40.975.514,42 | 41.187.050,06 | 42.001.956,00 | |
| Paulista | % DTP | 48,65 | 53,87 | 59,57 | 65,36 | 65,4 | 67,64 | 66,14 | |
| | DTP | 31.541.775,85 | 39.929.802,14 | 36.692.215,35 | 39.833.704,98 | 41.029.849,61 | 42.106.591,21 | 40.808.127,62 | |
| Pedra | RCL | 56.404.998,99 | 60.696.005,05 | 69.542.389,89 | 73.916.525,80 | 77.441.556,17 | 78.028.199,54 | 78.642.263,98 | |
| | % DTP | 55,92 | 65,79 | 52,76 | 53,89 | 52,98 | 53,96 | 51,89 | |
| Pesqueira | DTP | 129.877.406,94 | 146.315.683,58 | 152.748.457,20 | 175.839.753,68 | 178.173.961,99 | 178.738.530,95 | 185.842.106,03 | |
| | RCL | 242.214.618,38 | 264.264.538,97 | 281.338.297,47 | 326.440.505,64 | 344.006.920,43 | 352.445.714,25 | 354.541.443,50 | |
| Petrolândia | % DTP | 53,62 | 55,37 | 54,3 | 53,87 | 51,79 | 50,71 | 52,43 | |
| | DTP | 13.306.245,46 | 16.374.535,15 | 21.337.532,02 | 22.039.068,11 | 22.935.373,64 | 23.810.477,71 | 23.837.877,82 | |
| Petrolina | RCL | 27.661.475,19 | 31.216.306,82 | 31.274.248,89 | 33.313.720,12 | 34.701.865,39 | 34.567.202,07 | 34.576.914,08 | |
| | % DTP | 48,18 | 52,46 | 68,83 | 66,24 | 66,1 | 68,89 | 68,94 | |
| Poção | DTP | 35.499.796,38 | 38.910.394,72 | 48.072.177,47 | 53.717.391,46 | 57.015.183,40 | 57.891.638,32 | 59.368.532,08 | |
| | RCL | 67.761.005,76 | 71.295.829,51 | 77.373.521,67 | 87.304.724,81 | 88.959.982,74 | 87.407.895,35 | 85.391.701,03 | |
| Pombos | % DTP | 53,24 | 56,32 | 62,24 | 61,88 | 64,14 | 66,29 | 69,52 | |
| | DTP | 35.890.954,74 | 42.067.069,33 | 37.120.044,51 | 45.096.706,28 | 44.872.436,13 | 43.593.875,05 | 44.385.727,35 | |
| Primavera | RCL | 69.166.895,33 | 72.924.301,70 | 76.537.825,65 | 81.646.959,13 | 80.643.071,29 | 78.075.122,41 | 78.277.405,72 | |
| | % DTP | 51,89 | 57,69 | 48,5 | 55,23 | 55,64 | 55,84 | 56,70 | |
| Quipapá | DTP | 167.283.698,49 | 195.795.160,15 | 203.709.691,31 | 223.291.087,49 | 233.611.707,16 | 256.603.382,34 | 256.603.382,34 | |
| | RCL | 342.234.537,59 | 377.080.391,20 | 390.654.056,04 | 461.683.724,86 | 481.147.123,19 | 487.744.167,86 | 487.744.167,86 | |
| Quixaba | % DTP | 48,88 | 52,46 | 52,93 | 48,44 | 48,63 | 52,68 | 52,68 | |
| | DTP | 8.228.657,28 | 9.011.803,27 | 12.016.698,64 | 11.445.031,32 | 11.765.570,78 | 12.830.602,30 | 12.924.460,56 | |
| Recife | RCL | 16.830.457,39 | 17.055.609,26 | 19.025.333,29 | 21.220.261,72 | 22.094.968,60 | 22.724.657,93 | 22.982.093,08 | |
| | % DTP | 48,89 | 52,84 | 63,16 | 53,93 | 53,25 | 56,46 | 56,24 | |
| Recife | DTP | 19.415.025,07 | 21.627.849,28 | 21.911.751,50 | 21.808.730,29 | 22.843.135,30 | 23.896.812,68 | 24.097.935,59 | |
| | RCL | 35.946.245,11 | 38.688.445,53 | 37.183.806,25 | 41.527.016,85 | 43.013.293,28 | 43.152.420,94 | 43.599.269,51 | |
| Recife | % DTP | 54,01 | 55,9 | 58,93 | 52,52 | 53,11 | 55,38 | 55,27 | |
| | DTP | 9.506.379,04 | 11.181.751,78 | 12.267.692,99 | 15.248.677,34 | 16.077.681,91 | 15.668.287,64 | 14.784.691,65 | |
| Recife | RCL | 17.671.907,31 | 21.251.360,88 | 22.130.334,47 | 24.558.543,25 | 25.163.962,57 | 25.376.641,00 | 25.958.872,07 | |
| | % DTP | 53,79 | 53,96 | 55,43 | 62,09 | 63,89 | 61,74 | 56,95 | |
| Recife | DTP | 18.617.678,39 | 17.783.342,25 | 21.076.040,26 | 24.234.231,50 | 24.695.391,99 | 26.287.618,20 | 26.384.478,11 | |
| | RCL | 31.877.142,96 | 32.514.749,58 | 38.048.164,96 | 39.798.907,26 | 40.425.279,14 | 40.468.926,38 | 42.427.358,70 | |
| Recife | % DTP | 58,99 | 55,81 | 55,39 | 60,89 | 61,09 | 64,96 | 62,19 | |
| | DTP | 5.675.743,73 | 5.791.021,50 | 7.066.419,45 | 8.735.782,27 | 8.450.309,55 | dispensado | 9.033.324,61 | |
| Recife | RCL | 11.890.944,18 | 13.171.577,55 | 14.192.800,44 | 18.267.116,85 | 19.070.536,86 | dispensado | 17.633.890,65 | |
| | % DTP | 47,73 | 43,97 | 49,79 | 47,82 | 44,31 | dispensado | 51,23 | |
| Recife | DTP | 1.122.119.803,94 | 1.323.462.131,85 | 1.458.205.202,37 | 1.644.193.592,77 | 1.707.694.239,84 | 1.776.859.558,76 | 1.835.436.960,16 | |
| | RCL | 2.646.517.967,24 | 3.099.850.699,49 | 3.173.812.313,65 | 3.683.685.160,70 | 3.702.814.573,09 | 3.724.408.077,57 | 3.691.298.260,40 | |
| Recife | % DTP | 42,43 | 42,88 | 45,97 | 44,67 | 46,16 | 47,75 | 49,74 | |

| | | | | | | | | | |
|---------------------------|-------|---------------|---------------|----------------|----------------|----------------|----------------|----------------|--|
| Riacho das Almas | DTP | 13.628.056,75 | 18.901.331,30 | 20.377.142,23 | 20.506.299,99 | 19.413.988,46 | 20.624.211,48 | 20.498.249,06 | |
| | RCL | 28.059.300,52 | 28.993.297,53 | 33.554.330,20 | 35.158.081,81 | 36.315.395,11 | 35.489.766,95 | 35.184.237,31 | |
| | % DTP | 48,66 | 65,24 | 60,73 | 58,33 | 53,46 | 58,11 | 58,26 | |
| Ribeirão | DTP | 25.869.257,44 | 25.176.026,66 | 27.932.845,95 | 31.144.229,45 | 28.963.570,64 | 37.977.084,45 | 38.836.062,43 | |
| | RCL | 50.710.656,05 | 50.116.428,76 | 55.675.216,45 | 62.084.825,54 | 62.809.722,91 | 63.223.169,59 | 64.999.042,85 | |
| | % DTP | 51,94 | 50,24 | 50,17 | 50,16 | 46,11 | 60,07 | 68,34 | |
| Rio Formoso | DTP | 21.540.655,42 | 23.963.184,10 | 25.772.999,22 | 28.995.712,54 | 28.550.816,78 | 29.161.209,20 | 31.600.906,76 | |
| | RCL | 36.590.275,31 | 38.996.492,35 | 41.819.819,83 | 44.599.614,27 | 46.106.981,89 | 46.628.151,61 | 46.658.334,81 | |
| | % DTP | 58,87 | 61,45 | 61,63 | 65,01 | 61,92 | 62,54 | 67,73 | |
| Sairé | DTP | 11.150.434,32 | 11.208.889,76 | 14.165.840,23 | 14.356.228,56 | 14.837.103,84 | 15.067.872,17 | 14.721.435,16 | |
| | RCL | 18.736.099,69 | 20.015.209,51 | 20.713.732,04 | 23.089.287,22 | 23.830.431,80 | 23.713.099,61 | 23.661.156,33 | |
| | % DTP | 60,04 | 56 | 68,44 | 62,49 | 62,26 | 63,54 | 62,96 | |
| Salgadinho | DTP | 6.352.751,99 | 7.726.082,79 | 8.136.256,75 | 8.902.528,23 | 9.266.943,45 | 9.692.787,75 | 10.205.185,89 | |
| | RCL | 12.103.667,84 | 13.003.178,03 | 13.611.589,03 | 15.114.940,88 | 15.824.938,03 | 17.161.748,80 | 18.129.946,46 | |
| | % DTP | 52,49 | 59,42 | 59,77 | 58,9 | 58,56 | 56,48 | 56,29 | |
| Salgueiro | DTP | 32.229.740,67 | 42.634.249,20 | 33.315.595,57 | 46.485.081,74 | 49.246.851,23 | 51.228.562,34 | 49.995.493,61 | |
| | RCL | 70.158.248,07 | 75.512.342,11 | 80.501.990,71 | 93.570.487,30 | 95.017.363,80 | 96.753.179,17 | 97.031.782,50 | |
| | % DTP | 46 | 56,96 | 54,66 | 50,69 | 51,83 | 52,95 | 51,79 | |
| Saloá | DTP | 12.935.489,41 | 14.523.255,86 | 17.868.510,54 | 19.509.297,24 | 19.353.027,83 | 19.306.453,15 | 19.588.072,11 | |
| | RCL | 22.959.957,16 | 23.918.056,46 | 26.601.580,49 | 28.603.857,11 | 29.495.091,49 | 29.900.086,77 | 30.567.602,59 | |
| | % DTP | 56,34 | 60,72 | 67,17 | 68,21 | 65,61 | 64,57 | 64,08 | |
| Sanharó | DTP | 14.148.113,22 | 16.488.020,30 | 19.829.969,63 | 19.348.015,52 | 19.847.916,15 | 20.441.269,25 | 22.622.474,88 | |
| | RCL | 25.964.604,01 | 27.495.187,88 | 31.080.943,71 | 36.304.669,41 | 37.317.973,91 | 36.770.028,74 | 38.143.204,83 | |
| | % DTP | 54,49 | 59,97 | 63,8 | 53,29 | 53,19 | 55,59 | 59,31 | |
| Santa Cruz | DTP | 11.285.340,85 | 12.668.864,30 | 15.385.851,34 | 16.260.460,08 | 16.763.968,50 | 16.792.379,43 | 16.459.739,68 | |
| | RCL | 22.953.156,45 | 25.433.341,10 | 26.949.857,44 | 29.656.115,67 | 30.264.105,14 | 30.374.018,83 | 29.290.707,96 | |
| | % DTP | 49,17 | 49,81 | 57,09 | 56,42 | 55,39 | 55,29 | 56,19 | |
| Santa Cruz da Baixa Verde | DTP | 7.875.250,04 | 8.665.160,33 | 10.700.593,41 | 10.137.795,02 | 11.720.686,35 | 12.768.723,35 | 11.159.029,46 | |
| | RCL | 16.501.217,87 | 17.609.106,42 | 17.637.095,86 | 19.458.299,86 | 21.671.671,02 | 20.624.152,47 | 21.425.326,39 | |
| | % DTP | 47,74 | 49,66 | 60,73 | 53,22 | 54,08 | 61,91 | 52,08 | |
| Santa Cruz do Capibaribe | DTP | 41.830.634,21 | 46.726.255,10 | 57.557.072,96 | 68.218.089,68 | 69.650.738,59 | 70.291.632,68 | 72.645.928,47 | |
| | RCL | 78.837.523,42 | 88.775.615,58 | 101.231.558,67 | 115.334.438,69 | 118.919.532,58 | 120.236.350,75 | 120.256.700,49 | |
| | % DTP | 53,58 | 52,63 | 56,86 | 59,15 | 58,57 | 58,46 | 60,41 | |
| Santa Filomena | DTP | 9.845.538,24 | 9.882.340,00 | 10.841.377,93 | 12.822.416,01 | 12.736.046,15 | 12.927.900,57 | 12.689.744,37 | |
| | RCL | 20.491.116,00 | 20.031.122,94 | 21.165.889,08 | 25.334.604,41 | 26.542.717,97 | 26.746.683,84 | 26.823.040,61 | |
| | % DTP | 48,05 | 49,33 | 53,98 | 50,66 | 47,98 | 48,33 | 47,34 | |
| Santa Maria da Boa Vista | DTP | 29.135.354,59 | 30.008.432,48 | 39.100.043,41 | 39.785.913,03 | 42.604.174,59 | 39.671.220,14 | 43.208.900,24 | |
| | RCL | 53.629.558,00 | 53.395.631,01 | 61.630.364,97 | 63.542.797,23 | 66.429.459,77 | 65.875.446,45 | 77.760.020,39 | |
| | % DTP | 54,33 | 61,58 | 63,48 | 64,28 | 64,13 | 60,22 | 55,89 | |
| Santa Maria do Cambucá | DTP | 8.844.761,27 | 10.415.788,89 | 12.142.069,70 | 12.994.406,86 | 13.423.864,27 | 13.811.193,38 | 14.036.255,74 | |
| | RCL | 17.432.099,19 | 17.965.095,65 | 19.903.682,16 | 23.796.674,30 | 0,00 | 24.526.881,60 | 24.634.685,19 | |
| | % DTP | 50,84 | 57,98 | 61,01 | 54,61 | 0 | 56,31 | 56,98 | |
| Santa Terezinha | DTP | 7.300.827,18 | 8.700.232,53 | 9.528.413,63 | 9.761.258,38 | 9.861.740,71 | dispensado | 10.417.267,96 | |
| | RCL | 16.642.248,83 | 18.441.110,57 | 18.244.966,19 | 19.682.638,86 | 20.352.578,02 | dispensado | 20.712.688,57 | |
| | % DTP | 44,17 | 47,18 | 52,22 | 52,8 | 48,45 | dispensado | 50,35 | |
| São Benedito do Sul | DTP | 9.066.288,97 | 11.420.234,71 | 12.063.263,48 | 12.967.874,70 | 13.400.517,08 | 13.877.376,24 | 14.100.415,97 | |
| | RCL | 18.130.938,29 | 19.163.041,92 | 21.817.895,48 | 23.639.298,27 | 25.007.138,91 | 25.861.856,43 | 26.149.449,19 | |

| | | | | | | | | | |
|--------------------------|-------|---------------|----------------|----------------|----------------|----------------|----------------|----------------|--|
| | % DTP | 50 | 59,8 | 55,29 | 54,86 | 53,59 | 53,66 | 53,92 | |
| São Bento do Una | DTP | 28.884.484,43 | 35.669.343,28 | 43.069.759,46 | 52.493.952,73 | 46.267.716,15 | 46.230.991,06 | 45.341.683,27 | |
| | RCL | 56.247.463,38 | 58.386.542,88 | 63.934.544,28 | 71.871.598,23 | 74.371.158,26 | 73.896.014,71 | 76.388.446,10 | |
| | % DTP | 50,95 | 61,09 | 67,37 | 73,37 | 62,28 | 62,56 | 62,62 | |
| São Caetano | DTP | 20.013.681,11 | 21.987.689,09 | 24.376.119,44 | 27.257.604,27 | 29.560.475,21 | 30.407.231,91 | 31.601.279,28 | |
| | RCL | 37.340.102,28 | 39.368.420,63 | 42.358.009,21 | 48.374.016,67 | 49.753.884,87 | 49.530.176,28 | 49.851.903,72 | |
| | % DTP | 53,6 | 55,85 | 57,55 | 56,35 | 59,41 | 61,39 | 63,39 | |
| São João | DTP | 16.279.885,47 | 18.804.433,08 | 20.596.844,81 | 19.314.514,99 | 22.845.395,18 | 23.228.759,43 | 23.489.624,51 | |
| | RCL | 28.682.651,70 | 30.305.354,73 | 32.954.884,35 | 38.361.698,33 | 41.317.288,51 | 40.749.893,98 | 40.770.309,56 | |
| | % DTP | 56,76 | 62,05 | 62,57 | 50,35 | 55,29 | 57 | 57,61 | |
| São Joaquim do Monte | DTP | 14.133.445,49 | 17.699.503,72 | 18.521.304,77 | 20.417.847,70 | 21.159.651,63 | 22.032.530,98 | 21.957.383,56 | |
| | RCL | 26.495.642,77 | 30.747.272,83 | 31.771.595,56 | 35.879.015,79 | 37.745.443,13 | 37.935.478,44 | 37.812.902,22 | |
| | % DTP | 68,88 | 57,87 | 58,32 | 56,91 | 56,06 | 58,08 | 58,07 | |
| São José da Coroa Grande | DTP | 11.821.103,10 | 13.935.494,50 | 14.608.131,19 | 16.487.706,79 | 16.715.814,67 | dispensado | 16.834.196,79 | |
| | RCL | 26.589.137,07 | 27.370.810,27 | 30.944.668,11 | 33.858.030,92 | 35.115.082,82 | dispensado | 34.833.347,89 | |
| | % DTP | 44,46 | 50,91 | 47,21 | 48,7 | 47,6 | dispensado | 48,33 | |
| São José do Belmonte | DTP | 17.021.218,02 | 20.207.742,36 | 23.801.337,00 | 26.375.943,03 | 26.995.633,02 | 28.254.541,83 | 28.707.192,15 | |
| | RCL | 38.528.767,38 | 39.930.185,09 | 41.411.280,40 | 46.566.062,39 | 46.759.941,54 | 46.971.943,27 | 57.249.893,39 | |
| | % DTP | 44,18 | 50,61 | 57,48 | 56,64 | 57,73 | 60,15 | 50,14 | |
| São José do Egito | DTP | 20.119.915,47 | 22.203.080,51 | 23.317.888,91 | 26.229.742,96 | 27.405.537,75 | dispensado | 28.739.628,20 | |
| | RCL | 37.405.179,00 | 42.120.095,35 | 43.658.387,78 | 48.880.242,66 | 50.760.626,57 | dispensado | 50.663.612,41 | |
| | % DTP | 53,79 | 52,71 | 53,41 | 53,66 | 53,99 | dispensado | 56,73 | |
| São Lourenço da Mata | DTP | 44.372.326,26 | 60.445.714,82 | 66.716.820,47 | 72.006.835,21 | 74.336.668,99 | 75.924.916,71 | 79.962.226,64 | |
| | RCL | 87.188.338,16 | 100.719.015,65 | 115.928.276,87 | 126.602.575,41 | 130.248.694,51 | 130.558.354,07 | 130.513.572,43 | |
| | % DTP | 50,89 | 60,01 | 57,55 | 56,88 | 57,07 | 58,15 | 61,27 | |
| São Vicente Férrer | DTP | 12.583.909,00 | 14.648.879,00 | 15.591.115,93 | 17.570.504,40 | 17.479.922,53 | 18.649.580,31 | 18.762.996,55 | |
| | RCL | 26.650.214,70 | 28.232.258,09 | 25.749.416,26 | 28.978.308,33 | 29.627.927,76 | 30.589.299,85 | 30.106.161,88 | |
| | % DTP | 47,22 | 51,89 | 60,55 | 60,63 | 59 | 60,97 | 62,32 | |
| Serra Talhada | DTP | 40.619.475,90 | 50.327.043,97 | 57.267.531,36 | 63.103.514,41 | 65.559.408,65 | 70.211.539,06 | 72.137.441,22 | |
| | RCL | 93.821.845,11 | 101.290.508,78 | 106.121.607,56 | 117.632.261,26 | 126.649.261,99 | 129.632.520,50 | 133.824.944,38 | |
| | % DTP | 43,29 | 49,69 | 53,96 | 53,76 | 51,76 | 54,16 | 53,90 | |
| Serrita | DTP | 15.457.561,92 | 19.119.615,37 | 18.683.722,77 | 18.263.486,50 | 20.780.020,34 | 21.361.115,73 | 19.465.422,28 | |
| | RCL | 29.427.166,23 | 32.398.100,16 | 34.489.209,29 | 35.149.414,79 | 39.398.736,30 | 37.702.825,16 | 36.732.393,20 | |
| | % DTP | 53,01 | 59,01 | 54,17 | 54,05 | 52,74 | 56,66 | 52,99 | |
| Sertânia | DTP | 19.256.595,33 | 23.387.622,75 | 30.005.665,51 | 30.765.356,24 | 32.104.041,09 | 32.099.425,94 | 30.150.663,49 | |
| | RCL | 39.516.803,30 | 43.247.148,24 | 44.950.682,60 | 51.872.580,81 | 54.624.489,78 | 55.287.672,31 | 55.103.957,95 | |
| | % DTP | 48,73 | 54,08 | 66,8 | 63,81 | 59,08 | 58,36 | 54,86 | |
| Sirinhaém | DTP | 29.439.563,80 | 30.328.272,29 | 33.642.037,34 | 38.768.525,18 | 38.940.402,33 | 38.290.285,20 | 40.198.067,33 | |
| | RCL | 47.737.674,60 | 48.708.846,70 | 53.401.547,97 | 55.815.678,33 | 59.213.451,52 | 61.374.080,36 | 63.021.200,12 | |
| | % DTP | 61,67 | 62,26 | 63 | 69,46 | 65,76 | 62,39 | 63,78 | |
| Solidão | DTP | 6.551.547,97 | 7.103.775,05 | 8.702.904,22 | 8.604.298,38 | 7.964.390,47 | 8.065.107,43 | 9.041.922,12 | |
| | RCL | 11.691.695,52 | 12.861.434,29 | 13.873.031,48 | 14.675.061,59 | 15.096.906,48 | 14.814.027,84 | 15.270.369,65 | |
| | % DTP | 56,04 | 55,23 | 62,73 | 58,63 | 52,76 | 54,44 | 59,21 | |
| Surubim | DTP | 28.071.350,19 | 33.008.455,26 | 37.753.829,35 | 41.750.274,64 | 42.997.618,96 | 45.380.440,81 | 46.175.655,88 | |
| | RCL | 60.564.911,67 | 62.450.955,64 | 69.461.250,51 | 78.281.046,68 | 82.855.354,43 | 84.667.664,50 | 85.914.211,97 | |
| | % DTP | 46,56 | 52,86 | 54,35 | 53,33 | 51,89 | 53,6 | 53,75 | |
| | DTP | 17.340.053,53 | 19.528.297,88 | 21.758.129,10 | 22.127.636,30 | 21.713.600,22 | 22.476.418,76 | 23.866.869,39 | |

| | | | | | | | | | |
|-----------------------|-------|---------------|---------------|---------------|---------------|---------------|---------------|---------------|--|
| Tabira | RCL | 29.372.986,68 | 32.133.287,64 | 33.908.461,39 | 38.879.684,82 | 40.608.046,87 | 41.279.251,44 | 41.396.182,13 | |
| | % DTP | 59,03 | 60,77 | 64,17 | 56,91 | 53,47 | 54,45 | 57,65 | |
| Tacaimbó | DTP | 7.701.812,47 | 8.737.803,94 | 11.734.716,25 | 12.108.612,52 | 12.330.675,30 | 12.524.300,97 | 12.326.349,00 | |
| | RCL | 15.853.928,34 | 16.947.628,84 | 18.622.989,62 | 21.237.009,43 | 21.739.318,56 | 22.103.645,41 | 21.651.937,60 | |
| | % DTP | 48,62 | 53,74 | 63,01 | 57,02 | 56,72 | 56,66 | 56,93 | |
| | DTP | 12.542.842,63 | 13.077.581,92 | 18.777.401,74 | 21.676.320,96 | 21.050.936,35 | 21.651.620,73 | 21.354.042,53 | |
| Tacaratu | RCL | 25.038.578,73 | 26.962.823,12 | 36.489.119,03 | 37.572.902,49 | 38.139.621,43 | 37.807.266,82 | 36.671.380,34 | |
| | % DTP | 50,09 | 48,5 | 51,75 | 58,36 | 55,19 | 57,27 | 58,79 | |
| Tamandaré | DTP | 17.920.135,80 | 19.787.506,85 | 21.496.370,82 | 23.582.460,84 | 23.715.701,26 | dispensado | 24.282.811,79 | |
| | RCL | 35.674.189,81 | 38.016.585,86 | 43.665.555,52 | 46.659.788,69 | 49.171.786,51 | dispensado | 48.660.130,62 | |
| | % DTP | 50,23 | 52,05 | 49,23 | 50,54 | 48,23 | dispensado | 49,90 | |
| | DTP | 16.967.311,13 | 19.709.562,06 | 24.138.007,59 | 24.786.367,56 | 25.001.986,03 | 24.154.601,29 | 22.691.099,72 | |
| Taquaritinga do Norte | RCL | 28.353.711,64 | 29.733.071,62 | 33.943.557,70 | 37.767.261,52 | 38.764.888,88 | 38.832.340,67 | 38.341.874,56 | |
| | % DTP | 59,84 | 66,29 | 71,11 | 65,63 | 64,5 | 62,2 | 59,18 | |
| Terezinha | DTP | 6.207.480,04 | 7.272.439,28 | 8.007.834,21 | 9.593.388,42 | 9.988.088,76 | 10.602.608,74 | 10.529.173,80 | |
| | RCL | 12.561.729,56 | 12.824.632,77 | 14.566.236,73 | 15.092.141,01 | 15.341.186,62 | 15.163.110,68 | 15.312.273,79 | |
| | % DTP | 49,42 | 56,71 | 54,98 | 63,57 | 65,11 | 69,92 | 68,76 | |
| | DTP | 6.651.822,86 | 8.545.259,10 | 8.477.137,89 | 8.790.626,69 | 9.627.016,58 | 9.949.695,81 | 9.629.751,33 | |
| Terra Nova | RCL | 14.107.738,00 | 15.668.233,20 | 15.242.512,91 | 17.037.988,85 | 17.477.663,79 | 16.906.556,03 | 16.953.871,90 | |
| | % DTP | 47,15 | 54,85 | 55,62 | 51,59 | 55,08 | 58,85 | 56,80 | |
| Timbaúba | DTP | 33.111.399,58 | 38.870.862,05 | 39.597.547,91 | 45.865.187,35 | 47.786.952,14 | 47.306.199,97 | 47.135.939,30 | |
| | RCL | 58.339.706,09 | 72.587.575,29 | 73.393.002,79 | 80.007.292,38 | 81.649.454,29 | 83.325.327,03 | 82.310.437,68 | |
| | % DTP | 56,76 | 53,55 | 53,95 | 57,33 | 58,53 | 56,77 | 57,27 | |
| | DTP | 20.761.338,30 | 25.590.309,01 | 32.169.844,53 | 36.536.793,87 | 36.899.440,73 | 38.883.077,39 | 40.189.432,40 | |
| Toritama | RCL | 36.931.046,32 | 39.843.686,57 | 48.394.255,46 | 58.681.077,77 | 60.364.397,18 | 61.159.468,97 | 62.133.847,22 | |
| | % DTP | 56,22 | 64,5 | 68,32 | 62,69 | 61,13 | 63,58 | 64,89 | |
| Tracunhaém | DTP | 8.547.889,73 | 10.053.870,56 | 9.530.586,31 | 11.854.228,01 | 12.119.770,14 | 12.195.963,92 | 12.648.080,43 | |
| | RCL | 14.570.887,00 | 15.295.651,22 | 17.461.249,36 | 19.618.055,72 | 20.016.587,58 | 20.634.361,19 | 21.216.910,74 | |
| | % DTP | 68,16 | 74,72 | 54,58 | 61,23 | 60,55 | 59,11 | 60,68 | |
| | DTP | 18.300.546,99 | 20.196.637,70 | 28.382.315,25 | 33.264.423,57 | 32.073.900,83 | 30.030.088,90 | 27.716.880,85 | |
| Trindade | RCL | 36.005.061,11 | 38.756.378,11 | 41.432.980,69 | 47.072.895,63 | 49.693.891,05 | 50.749.871,56 | 51.739.556,73 | |
| | % DTP | 52,24 | 55,69 | 68,5 | 70,67 | 64,54 | 59,17 | 53,57 | |
| Triunfo | DTP | 8.686.354,19 | 9.726.140,03 | 11.163.881,20 | 12.352.466,94 | 12.660.657,70 | dispensado | 12.987.620,49 | |
| | RCL | 21.550.194,98 | 23.895.664,65 | 23.694.027,34 | 26.806.406,48 | 28.066.454,00 | dispensado | 28.487.956,06 | |
| | % DTP | 40,53 | 41,48 | 47,18 | 46,33 | 45,11 | dispensado | 45,67 | |
| | DTP | 17.195.508,99 | 21.678.823,11 | 22.423.175,76 | 23.114.200,35 | 24.016.592,27 | 25.078.213,91 | 23.752.238,79 | |
| Tupanatinga | RCL | 35.614.516,30 | 39.454.313,44 | 41.365.862,75 | 44.732.840,44 | 45.914.810,44 | 44.567.331,47 | 44.476.921,17 | |
| | % DTP | 48,28 | 54,95 | 54,21 | 51,67 | 52,31 | 56,27 | 53,40 | |
| Tuparetama | DTP | 6.613.632,12 | 7.989.645,93 | 9.612.695,23 | 10.498.421,89 | 10.359.781,93 | 10.312.715,85 | 9.977.777,91 | |
| | RCL | 13.346.725,72 | 14.322.206,86 | 15.961.920,37 | 18.005.132,17 | 18.456.398,53 | 18.516.505,70 | 17.146.201,94 | |
| | % DTP | 49,55 | 55,79 | 60,24 | 58,31 | 56,13 | 55,69 | 58,31 | |
| | DTP | 11.851.225,21 | 13.042.788,90 | 14.225.211,38 | 15.880.597,77 | 15.499.305,58 | 16.162.899,79 | 16.830.788,24 | |
| Venturosa | RCL | 22.993.055,28 | 23.901.869,86 | 25.428.546,83 | 30.210.251,36 | 30.484.103,30 | 30.316.896,95 | 31.457.620,13 | |
| | % DTP | 51,56 | 54,6 | 55,99 | 52,58 | 50,84 | 53,31 | 53,50 | |
| Verdejante | DTP | 7.865.248,83 | 8.859.892,61 | 9.977.294,82 | 9.920.989,20 | 10.605.782,79 | 11.008.285,44 | 11.295.442,18 | |
| | RCL | 16.474.455,00 | 16.659.758,32 | 17.654.108,35 | 18.862.035,60 | 19.614.858,31 | 19.329.099,42 | 19.354.359,94 | |
| | % DTP | 47,74 | 54,11 | 59,84 | 52,6 | 54,07 | 56,95 | 58,36 | |

| | | | | | | | | | |
|------------------------|-------|----------------|----------------|----------------|----------------|----------------|----------------|----------------|--|
| Vertente do Lério | DTP | 5.948.118,32 | 7.211.603,96 | 8.872.421,67 | 8.819.315,24 | 9.119.746,47 | 9.615.301,63 | 10.183.569,93 | |
| | RCL | 13.351.017,79 | 13.704.250,24 | 14.888.039,45 | 16.800.218,68 | 17.326.825,15 | 17.834.353,39 | 17.488.638,63 | |
| | % DTP | 44,55 | 52,62 | 59,59 | 52,5 | 52,63 | 53,91 | 58,23 | |
| Vertentes | DTP | 10.824.237,20 | 12.786.284,54 | 13.905.073,26 | 16.074.096,22 | 16.883.949,68 | 17.146.457,55 | 17.464.394,60 | |
| | RCL | 25.435.324,35 | 27.276.959,98 | 29.168.372,47 | 32.217.447,61 | 33.347.077,95 | 33.473.289,41 | 33.364.652,00 | |
| | % DTP | 42,56 | 46,88 | 47,67 | 49,89 | 50,63 | 51,22 | 52,34 | |
| Vicência | DTP | 21.272.038,90 | 22.871.549,12 | 24.645.996,62 | 29.898.506,96 | 31.717.757,53 | 31.771.262,54 | 32.073.452,73 | |
| | RCL | 39.988.253,85 | 42.813.722,95 | 44.433.104,17 | 48.379.865,42 | 48.921.222,06 | 48.483.837,89 | 48.531.815,48 | |
| | % DTP | 53,2 | 53,42 | 55,47 | 61,8 | 64,83 | 65,53 | 66,09 | |
| Vitória de Santo Antão | DTP | 72.184.073,86 | 84.782.433,86 | 97.057.497,08 | 112.912.748,39 | 113.019.779,36 | 112.153.460,55 | 117.150.363,69 | |
| | RCL | 128.496.446,36 | 157.104.939,01 | 184.850.354,32 | 192.806.861,40 | 197.311.248,63 | 199.192.782,78 | 200.943.981,19 | |
| | % DTP | 56,18 | 53,97 | 52,51 | 58,79 | 57,28 | 56,3 | 58,30 | |
| Xexéu | DTP | 13.473.687,85 | 14.004.954,61 | 13.465.042,82 | 13.980.397,88 | 14.927.900,77 | 15.675.947,53 | 16.464.557,99 | |
| | RCL | 23.848.090,66 | 23.192.468,02 | 25.002.023,94 | 29.356.219,89 | 30.965.232,42 | 32.148.903,59 | 34.160.090,75 | |
| | % DTP | 60,22 | 61,91 | 53,86 | 47,62 | 48,21 | 48,76 | 48,20 | |

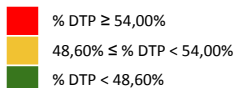
DESPESA TOTAL COM PESSOAL

MUNICÍPIOS DO ESTADO DE PERNAMBUCO

| Região do Estado | Números Absolutos | Números Relativos | Municípios por Região do Estado de Pernambuco | | | | |
|--|--|--|---|--|---|--|---|
| <p>Todas as Regiões do Estado (1) Dos 184 municípios de Pernambuco, foram excluídos da análise aqueles que não informaram o %DTP.</p> <p>Total: 183 municípios (1)</p> | <p>126 43 14 Total: 183 municípios (1)</p> | <p>68% 23% 8%</p> | | | | | |
| | Distribuição por Região do Estado: | % considerando o total de municípios de cada região: | % considerando o total de municípios do estado: | | | | |
| | Agreste Pernambucano | <p>56 13 2 Total: 71 municípios</p> | <p>79% 18% 3% Total: 100 %</p> | <p>31% 7% 1% Total: 38 %</p> | AGRESTE PERNAMBUCANO Pedra 68,94 Agrestina 47,02 Águas Belas 58,30 Alagoinha 57,26 Altinho 59,29 Angelim 48,56 Barra de Guabiraba 64,49 Belo Jardim 63,16 Bezerros 54,23 Bom Conselho 55,33 Bom Jardim 60,62 Bonito 53,72 Brejão 65,00 Brejo da Madre de Deus 57,88 Buíque 49,62 Cachoeirinha 49,17 Caetés 54,10 Calçado 52,31 Camocim de São Félix 53,86 Canhotinho 51,05 Capoeiras 55,38 Caruaru 55,01 Casinhas 55,98 Correntes 62,18 Cumarú 63,24 Cupira 80,95 Feira Nova 57,81 Frei Miguelinho 53,21 Garanhuns 48,90 Gravatá 67,21 Iati 60,86 Ibirajuba 56,43 Itaíba 50,07 Jataúba 56,45 João Alfredo 59,35 Jucati 54,66 Jupi 55,34 Jurema 61,85 Lagoa do Ouro 58,85 Lagoa dos Gatos 61,76 Lajedo 61,71 | Lagoa do Carro 65,02 Macaparana 71,69 Maraial 71,13 Nazaré da Mata 78,98 Palmares 64,33 Paudalho 51,89 Pombos 55,27 Primavera 56,95 Quipapá 62,19 Ribeirão 68,34 Rio Formoso 67,73 São Benedito do Sul 53,92 São José da Coroa Grande 48,33 Sirinhaém 63,78 Tamandaré 49,90 Timbaúba 57,27 Tracunhaém 60,68 Vitória de Santo Antão 58,30 Xexéu 48,20 Ingazeira 34,97 Ipubi 60,76 Itapetim 57,78 Manari 54,33 Mirandiba 50,92 Moreilândia 52,45 Ouricuri 60,91 Parnamirim 42,05 Quixaba 70,15 Salgueiro 47,63 Santa Cruz 60,79 Santa Cruz da Baixa Verde 53,91 Santa Filomena 52,43 Santa Terezinha 49,74 São José do Belmonte 61,27 São José do Egito 56,73 Serra Talhada 53,95 Serrita 59,78 Sertânia 63,45 Solidão 61,29 Tabira 51,85 | SERTÃO PERNAMBUCANO Afogados da Ingazeira 48,30 Araripina 54,08 Arcoverde 49,56 Betânia 58,18 Bodocó 56,06 Brejinho 49,33 Calumbi 42,05 Carnaíba 64,86 Cedro 39,17 Custódia 73,10 Exu 66,57 Flores 48,10 Granito 56,12 Ibirimir 61,56 Igaracy 51,85 Inajá 63,16 Igarassu 55,51 Igarapé 59,22 Igarapé do Meio 61,08 Igarapé do Meio 51,23 Igarapé do Meio 51,79 Igarapé do Meio 56,19 Igarapé do Meio 52,08 Igarapé do Meio 47,34 Igarapé do Meio 50,35 Igarapé do Meio 50,14 Igarapé do Meio 56,73 Igarapé do Meio 53,90 Igarapé do Meio 52,99 Igarapé do Meio 54,86 Igarapé do Meio 59,21 Igarapé do Meio 57,65 |
| | Mata Pernambucana | <p>31 10 2 Total: 43 municípios</p> | <p>72% 23% 5% Total: 100 %</p> | <p>17% 5% 1% Total: 23 %</p> | MATA PERNAMBUCANA Águas Pretas 63,41 Aliança 67,64 Amajari 50,72 Barreiros 72,30 Belém de Maria 51,02 Buenos Aires 53,86 Camutanga 56,79 Carpina 62,54 Catende 49,90 Chã de Alegria 62,95 Chã Grande 61,11 Condado 60,17 Cortês 49,69 Escada 68,39 Escada 66,13 Ferreiros 66,13 Gameleira 60,71 Igarapé do Meio 63,41 Ilha de Itamaracá 67,64 Ipojuca 50,72 Itapissuma 72,30 Jaboatão dos Guararapes 51,02 Moreno 53,86 Olinda 56,79 Paulista 62,54 Recife 49,90 São Lourenço da Mata 62,95 São José do Belmonte 61,27 Serra Talhada 53,95 Serrita 59,78 Sertânia 63,45 Solidão 61,29 Tabira 51,85 | REGIÃO METROPOLITANA DO RECIFE Igarapé do Meio 34,97 Ipubi 60,76 Itapetim 57,78 Manari 54,33 Mirandiba 50,92 Moreilândia 52,45 Ouricuri 60,91 Parnamirim 42,05 Quixaba 70,15 Salgueiro 47,63 Santa Cruz 60,79 Santa Cruz da Baixa Verde 53,91 Santa Filomena 52,43 Santa Terezinha 49,74 São José do Belmonte 61,27 São José do Egito 56,73 Serra Talhada 53,95 Serrita 59,78 Sertânia 63,45 Solidão 61,29 Tabira 51,85 | |
| | São Francisco Pernambucano | <p>11 4 0 Total: 15 municípios</p> | <p>73% 27% 0% Total: 100 %</p> | <p>6% 2% 0% Total: 8 %</p> | SÃO FRANCISCO PERNAMBUCANO São José do Egito 56,73 Serra Talhada 53,95 Serrita 59,78 Sertânia 63,45 Solidão 61,29 Tabira 51,85 | São José do Egito 56,73 Serra Talhada 53,95 Serrita 59,78 Sertânia 63,45 Solidão 61,29 Tabira 51,85 | |
| | Sertão Pernambucano | <p>21 11 8 Total: 40 municípios</p> | <p>53% 25% 23% Total: 100 %</p> | <p>11% 6% 4% Total: 21 %</p> | São José do Egito 56,73 Serra Talhada 53,95 Serrita 59,78 Sertânia 63,45 Solidão 61,29 Tabira 51,85 | São José do Egito 56,73 Serra Talhada 53,95 Serrita 59,78 Sertânia 63,45 Solidão 61,29 Tabira 51,85 | |
| Região Metropolitana do Recife | <p>7 5 2 Total: 14 municípios</p> | <p>50% 36% 14% Total: 100 %</p> | <p>4% 3% 1% Total: 7 %</p> | São José do Egito 56,73 Serra Talhada 53,95 Serrita 59,78 Sertânia 63,45 Solidão 61,29 Tabira 51,85 | São José do Egito 56,73 Serra Talhada 53,95 Serrita 59,78 Sertânia 63,45 Solidão 61,29 Tabira 51,85 | | |

Legenda:

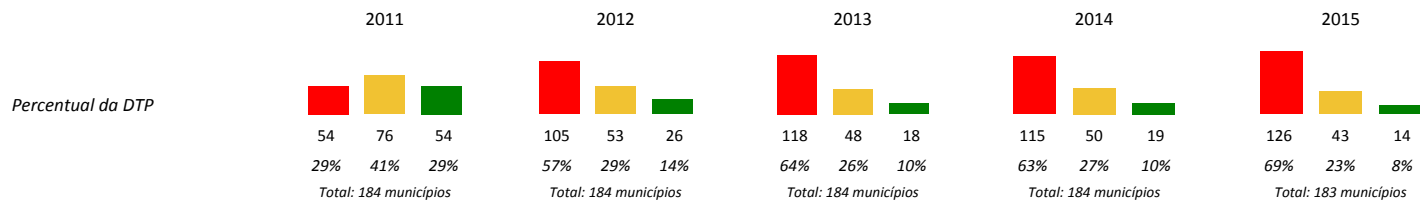
Fonte de Informação:



Relatórios de Gestão Fiscal do 3º quadrimestre e do 2º semestre de 2015 extraídos do Sistema de Informações Contábeis e Fiscais do Setor Público Brasileiro (SICONFI), em 10/03/2016.

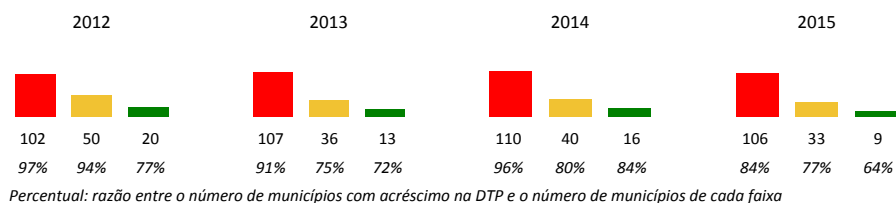
| | | | | | | | |
|------------|-------|------------------|-------|--------------|-------|------------|-------|
| Limoeiro | 60,52 | Glória do Goitá | 65,36 | Floresta | 55,18 | Trindade | 53,57 |
| Machados | 57,18 | Goiana | 63,86 | Itacuruba | 58,99 | Triunfo | 45,67 |
| Orobó | 54,87 | Itambé | 68,99 | Jatobá | 55,62 | Tuparetama | 58,31 |
| Palmeirina | 83,20 | Itaquitinga | 91,41 | Lagoa Grande | 51,20 | Verdejante | 58,36 |
| Panelas | 54,96 | Jaqueira | 49,40 | Orocó | 66,16 | | |
| Paranatama | 57,92 | Joaquim Nabuco | 51,46 | Petrolândia | 56,70 | | |
| Passira | 66,14 | Lagoa de Itaenga | 64,41 | Petrolina | 52,68 | | |

Análise histórica da evolução da Despesa Total com Pessoal



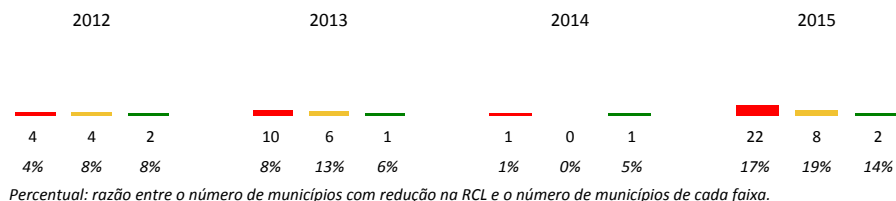
Verifica-se uma tendência de crescimento na quantidade de municípios com % DTP acima do limite máximo estabelecido na LRF entre 2011 e 2015. Houve ampliação de 54 para 126 municípios nesta faixa crítica. No mesmo período, houve redução do número de municípios abaixo do limite alerta, passando de 76 para apenas 14. **Questão a analisar: o crescimento decorreu da queda da RCL ou do aumento da DTP?**

Quantidade de municípios de cada grupo que apresentaram acréscimo na DTP com relação ao período anterior:



A maioria dos municípios de cada grupo aumentaram a DTP com relação ao exercício anterior. Assim, em 2012, dos 105 municípios que se encontravam acima do limite máximo da DTP, 102 apresentaram aumento na DTP (cerca de 97%). Em 2015, 106 dos 126 municípios com % DTP > 54% também aumentaram a DTP (cerca de 84%).

Quantidade de municípios de cada grupo que apresentaram redução na RCL com relação ao período anterior:



Poucos municípios de cada grupo apresentaram redução na RCL em cada exercício. Em 2012, apenas quatro dos municípios que se encontravam com % DTP acima do limite máximo tiveram sua RCL reduzida quando comparada com 2011. Em 2015, porém, vinte e dois municípios do mesmo grupo (cerca de 17% do total) apresentaram tal comportamento, sendo provável consequência da crise econômica nacional.

Diante do quadro apresentado, o constante aumento de municípios com % DTP acima do limite máximo é decorrente dos acréscimos da própria despesa com pessoal. Ainda são poucos os municípios que podem atribuir seu crescente aumento no percentual à queda na receita corrente líquida e, portanto, à atual crise econômica. Outros fatores podem estar puxando para cima a despesa, tais como: reajuste do salário mínimo pelo governo federal, concessão de aumentos aos servidores e novas contratações. Portanto, novas análises devem ser realizadas para se chegar com mais segurança aos fundamentos reais de tal situação.